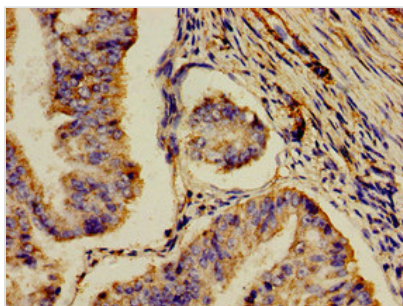




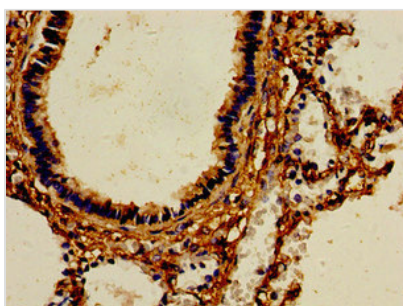
AOC3 Antibody

Product Code	CSB-PA624122LA01HU
Storage	Upon receipt, store at -20°C or -80°C. Avoid repeated freeze.
Uniprot No.	Q16853
Immunogen	Recombinant Human Membrane primary amine oxidase protein (27-259AA)
Raised In	Rabbit
Species Reactivity	Human
Tested Applications	ELISA, IHC, IF; Recommended dilution: IHC:1:20-1:200, IF:1:50-1:200
Form	Liquid
Conjugate	Non-conjugated
Storage Buffer	Preservative: 0.03% Proclin 300 Constituents: 50% Glycerol, 0.01M PBS, pH 7.4
Purification Method	>95%, Protein G purified
Isotype	IgG
Clonality	Polyclonal
Alias	Membrane primary amine oxidase (EC 1.4.3.21) (Copper amine oxidase) (HPAO) (Semicarbazide-sensitive amine oxidase) (SSAO) (Vascular adhesion protein 1) (VAP-1), AOC3, VAP1
Immunogen Species	Homo sapiens (Human)
Research Area	Neuroscience
Target Names	AOC3

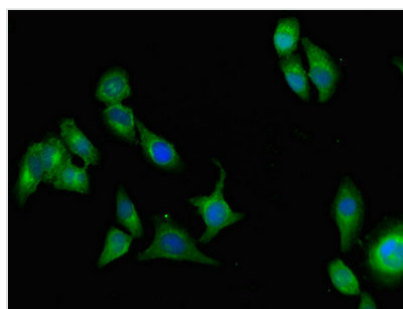
Image



Immunohistochemistry of paraffin-embedded human endometrial cancer using CSB-PA624122LA01HU at dilution of 1:100



Immunohistochemistry of paraffin-embedded human lung tissue using CSB-PA624122LA01HU at dilution of 1:100



Immunofluorescent analysis of A549 cells using CSB-PA624122LA01HU at dilution of 1:100 and Alexa Fluor 488-conjugated AffiniPure Goat Anti-Rabbit IgG(H+L)

Usage

For Research Use Only. Not for use in diagnostic or therapeutic procedures.