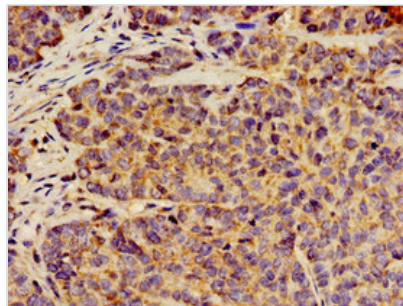




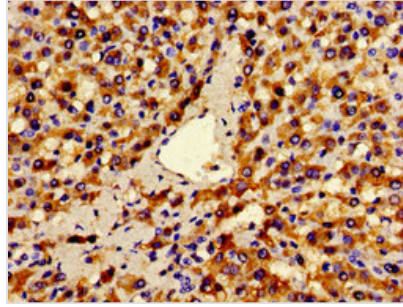
ANO1 Antibody

Product Code	CSB-PA804805LA01HU
Storage	Upon receipt, store at -20°C or -80°C. Avoid repeated freeze.
Uniprot No.	Q5XXA6
Immunogen	Recombinant Human Anoctamin-1 protein (1-151AA)
Raised In	Rabbit
Species Reactivity	Human
Tested Applications	ELISA, IHC, IF; Recommended dilution: IHC:1:20-1:200, IF:1:50-1:200
Form	Liquid
Conjugate	Non-conjugated
Storage Buffer	Preservative: 0.03% Proclin 300 Constituents: 50% Glycerol, 0.01M PBS, pH 7.4
Purification Method	>95%, Protein G purified
Isotype	IgG
Clonality	Polyclonal
Alias	Anoctamin-1 (Discovered on gastrointestinal stromal tumors protein 1) (Oral cancer overexpressed protein 2) (Transmembrane protein 16A) (Tumor-amplified and overexpressed sequence 2), ANO1, DOG1 ORAOV2 TAOS2 TMEM16A
Immunogen Species	Homo sapiens (Human)
Research Area	Tags & Cell Markers
Target Names	ANO1

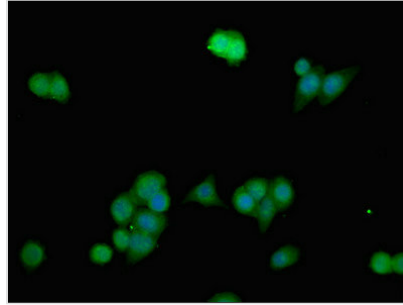
Image



Immunohistochemistry of paraffin-embedded human ovarian cancer using CSB-PA804805LA01HU at dilution of 1:100



Immunohistochemistry of paraffin-embedded human liver cancer using CSB-PA804805LA01HU at dilution of 1:100



Immunofluorescent analysis of PC-3 cells using CSB-PA804805LA01HU at dilution of 1:100 and Alexa Fluor 488-conjugated AffiniPure Goat Anti-Rabbit IgG(H+L)

Usage

For Research Use Only. Not for use in diagnostic or therapeutic procedures.