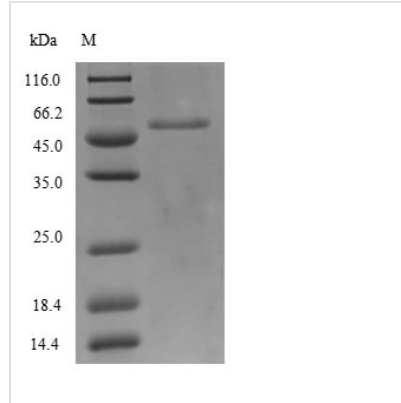


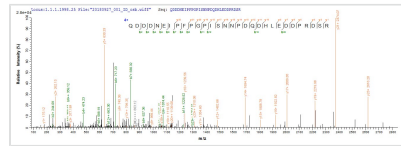


# Recombinant Reston ebolavirus Nucleoprotein (NP), partial

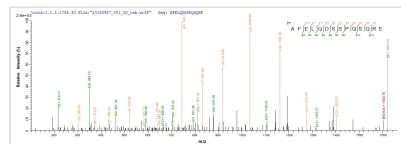
<b>Product Code</b>	CSB-EP841983RCIa2
<b>Relevance</b>	Encapsidates the genome, protecting it from nucleases. The encapsidated genomic RNA is termed the nucleocapsid and serves as template for transcription and replication. During replication, encapsidation by NP is coupled to RNA synthesis and all replicative products are resistant to nucleases
<b>Abbreviation</b>	Recombinant Reston ebolavirus NP protein, partial
<b>Storage</b>	The shelf life is related to many factors, storage state, buffer ingredients, storage temperature and the stability of the protein itself. Generally, the shelf life of liquid form is 6 months at -20°C/-80°C. The shelf life of lyophilized form is 12 months at -20°C/-80°C.
<b>Uniprot No.</b>	Q91DE1
<b>Product Type</b>	Recombinant Protein
<b>Immunogen Species</b>	Reston ebolavirus (strain Philippines-96) (REBOV) (Reston Ebola virus)
<b>Purity</b>	≥ 90% as determined by SDS-PAGE.
<b>Sequence</b>	RPNLGSRQDDDNEIPFPGPISNPNPDQDHLEDDPRDSRDTIIPNSAIDPEDGDFE NYNGYHDDEVGTAGDLVLFDLDDHEDDNKAFELQDSSPQSQREIERERLIHPP PGNNKDDNRASDNNQQSADSEEQEGQYNRHRGPERTTANRRLSPVHEEDT PIDQGDDDPSSPPPLESDDDDASSSQQDPDYTAVAPPAPVYRSAEAHEPPHK SSNEPAETSQLNEDPDIGQSKSMQKLGETYHLLRRTQGPFEAINYYHMMKDE PVIFSTDDGKEYTYPDSLEEAYPPWLTEKERLDNENRYIYINNQQFFWPVMSP RDKFLAILQHHQ
<b>Research Area</b>	Microbiology
<b>Source</b>	E.coli
<b>Target Names</b>	NP
<b>Protein Names</b>	Nucleocapsid protein
<b>Expression Region</b>	414-739aa
<b>Notes</b>	Repeated freezing and thawing is not recommended. Store working aliquots at 4°C for up to one week.
<b>Tag Info</b>	N-terminal 6xHis-SUMO-tagged
<b>Mol. Weight</b>	53.3kDa
<b>Protein Length</b>	Partial
<b>Image</b>	



(Tris-Glycine gel) Discontinuous SDS-PAGE (reduced) with 5% enrichment gel and 15% separation gel.



Based on the SEQUEST from database of E.coli host and target protein, the LC-MS/MS Analysis result of CSB-EP841983RCIa2 could indicate that this peptide derived from E.coli-expressed Reston ebolavirus (strain Philippines-96) (REBOV) (Reston Ebola virus) NP.



Based on the SEQUEST from database of E.coli host and target protein, the LC-MS/MS Analysis result of CSB-EP841983RCIa2 could indicate that this peptide derived from E.coli-expressed Reston ebolavirus (strain Philippines-96) (REBOV) (Reston Ebola virus) NP.

## Reconstitution

We recommend that this vial be briefly centrifuged prior to opening to bring the contents to the bottom. Please reconstitute protein in deionized sterile water to a concentration of 0.1-1.0 mg/mL. We recommend to add 5-50% of glycerol (final concentration) and aliquot for long-term storage at -20°C/-80°C. Our default final concentration of glycerol is 50%. Customers could use it as reference.

## Shelf Life

The shelf life is related to many factors, storage state, buffer ingredients, storage temperature and the stability of the protein itself.

Generally, the shelf life of liquid form is 6 months at -20°C/-80°C. The shelf life of lyophilized form is 12 months at -20°C/-80°C.