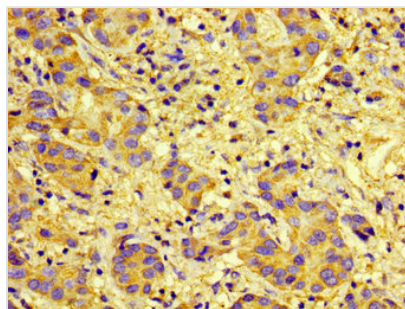




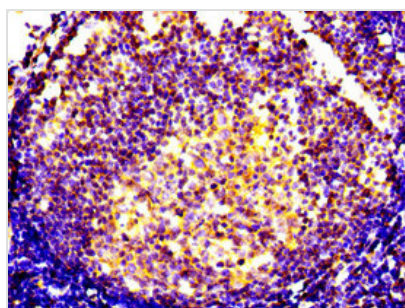
CXCR5 Antibody

Product Code	CSB-PA006255LA01HU
Storage	Upon receipt, store at -20°C or -80°C. Avoid repeated freeze.
Uniprot No.	P32302
Immunogen	Recombinant Human C-X-C chemokine receptor type 5 protein (1-55AA)
Raised In	Rabbit
Species Reactivity	Human
Tested Applications	ELISA, IHC, IF; Recommended dilution: IHC:1:20-1:200, IF:1:50-1:200
Form	Liquid
Conjugate	Non-conjugated
Storage Buffer	Preservative: 0.03% Proclin 300 Constituents: 50% Glycerol, 0.01M PBS, pH 7.4
Purification Method	>95%, Protein G purified
Isotype	IgG
Clonality	Polyclonal
Alias	C-X-C chemokine receptor type 5 (CXC-R5) (CXCR-5) (Burkitt lymphoma receptor 1) (Monocyte-derived receptor 15) (MDR-15) (CD antigen CD185), CXCR5, BLR1 MDR15
Immunogen Species	Homo sapiens (Human)
Research Area	Cardiovascular
Target Names	CXCR5

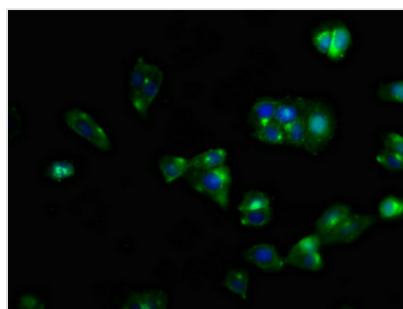
Image



Immunohistochemistry of paraffin-embedded human liver cancer using CSB-PA006255LA01HU at dilution of 1:100



Immunohistochemistry of paraffin-embedded human lymph node tissue using CSB-PA006255LA01HU at dilution of 1:100



Immunofluorescent analysis of HepG2 cells using CSB-PA006255LA01HU at dilution of 1:100 and Alexa Fluor 488-conjugated AffiniPure Goat Anti-Rabbit IgG(H+L)

Usage

For Research Use Only. Not for use in diagnostic or therapeutic procedures.