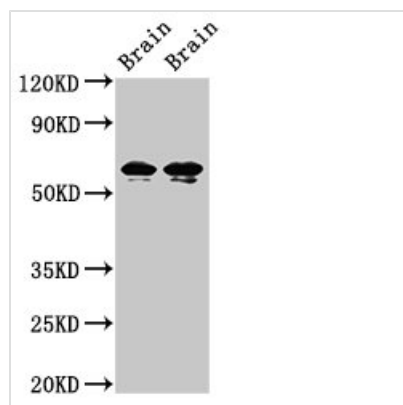




STXBP1 Antibody

Product Code	CSB-PA022905LA01HU
Storage	Upon receipt, store at -20°C or -80°C. Avoid repeated freeze.
Uniprot No.	P61764
Immunogen	Recombinant Human Syntaxin-binding protein 1 protein (245-594AA)
Raised In	Rabbit
Species Reactivity	Human, Rat, Mouse
Tested Applications	ELISA, WB, IHC, IF; Recommended dilution: WB:1:500-1:5000, IHC:1:20-1:200, IF:1:50-1:200
Form	Liquid
Conjugate	Non-conjugated
Storage Buffer	Preservative: 0.03% Proclin 300 Constituents: 50% Glycerol, 0.01M PBS, pH 7.4
Purification Method	>95%, Protein G purified
Isotype	IgG
Clonality	Polyclonal
Alias	Syntaxin-binding protein 1 (MUNC18-1) (N-Sec1) (Protein unc-18 homolog 1) (Unc18-1) (Protein unc-18 homolog A) (Unc-18A) (p67), STXBP1, UNC18A
Immunogen Species	Homo sapiens (Human)
Research Area	Neuroscience
Target Names	STXBP1

Image



Western Blot

Positive WB detected in: Rat brain tissue, Mouse brain tissue

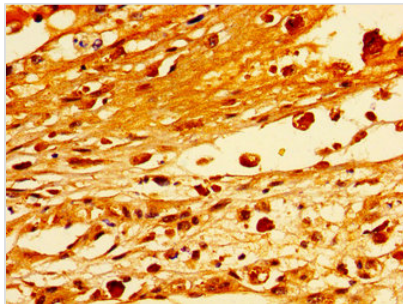
All lanes: STXBP1 antibody at 2μg/ml

Secondary

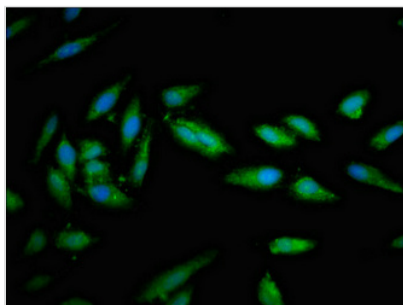
Goat polyclonal to rabbit IgG at 1/50000 dilution

Predicted band size: 68, 69 kDa

Observed band size: 68, 69 kDa



Immunohistochemistry of paraffin-embedded human melanoma using CSB-PA022905LA01HU at dilution of 1:100



Immunofluorescent analysis of HeLa cells using CSB-PA022905LA01HU at dilution of 1:100 and Alexa Fluor 488-conjugated AffiniPure Goat Anti-Rabbit IgG(H+L)