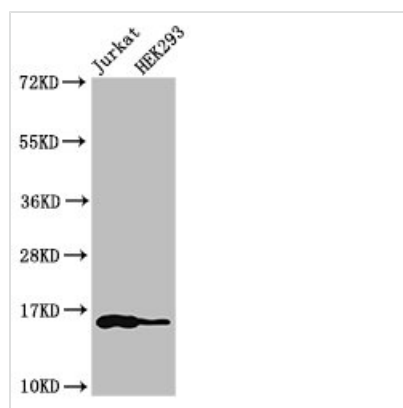




HIST1H3A (Ab-10) Antibody

Product Code	CSB-PA010418PA10nphHU
Storage	Upon receipt, store at -20°C or -80°C. Avoid repeated freeze.
Uniprot No.	P68431
Immunogen	Peptide sequence around site of Ser (10) derived from Human Histone H3.1
Raised In	Rabbit
Species Reactivity	Human
Tested Applications	ELISA, WB, IHC, IF, ChIP; Recommended dilution: WB:1:100-1:1000, IHC:1:20-1:200, IF:1:50-1:200
Form	Liquid
Conjugate	Non-conjugated
Storage Buffer	Preservative: 0.03% Proclin 300 Constituents: 50% Glycerol, 0.01M PBS, pH 7.4
Purification Method	Antigen Affinity Purified
Isotype	IgG
Clonality	Polyclonal
Alias	Histone H3.1 (Histone H3/a) (Histone H3/b) (Histone H3/c) (Histone H3/d) (Histone H3/f) (Histone H3/h) (Histone H3/i) (Histone H3/j) (Histone H3/k) (Histone H3/l), HIST1H3A; HIST1H3B; HIST1H3C; HIST1H3D; HIST1H3E; HIST1H3F; HIST1H3G; HIST1H3H; HIST1H3I; HIST1H3J, H3FA; H3FL; H3FC; H3FB; H3FD; H3FI; H3FH; H3FK; H3FF; H3FJ
Immunogen Species	Homo sapiens (Human)
Research Area	Epigenetics and Nuclear Signaling
Target Names	HIST1H3A

Image



Western Blot

Positive WB detected in: Jurkat cell acid extracts, HEK293 cell acid extracts

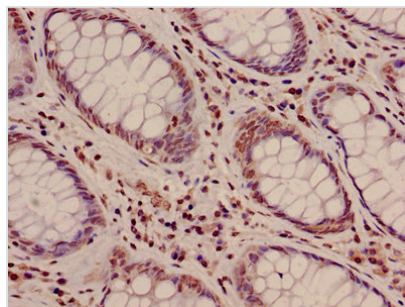
All lanes: HIST1H3A antibody at 1µg/ml

Secondary

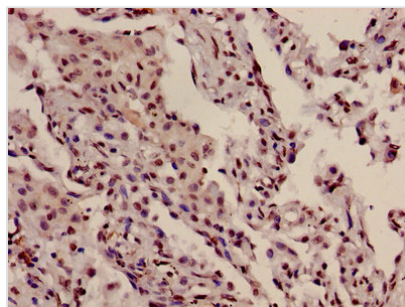
Goat polyclonal to rabbit IgG at 1/50000 dilution

Predicted band size: 16 kDa

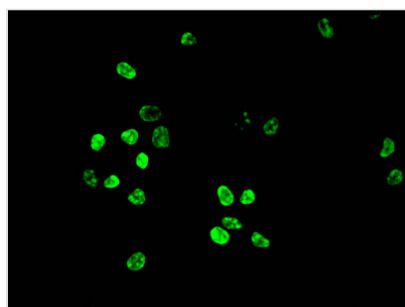
Observed band size: 16 kDa



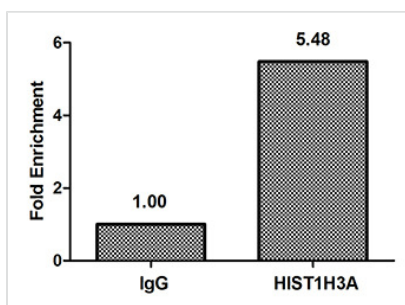
Immunohistochemistry of paraffin-embedded human colon cancer using CSB-PA010418PA10nphHU at dilution of 1:100



Immunohistochemistry of paraffin-embedded human lung cancer using CSB-PA010418PA10nphHU at dilution of 1:100



Immunofluorescent analysis of HeLa cells using CSB-PA010418PA10nphHU at dilution of 1:100 and Alexa Fluor 488-conjugated AffiniPure Goat Anti-Rabbit IgG(H+L)



Chromatin Immunoprecipitation HeLa (4×10^6) were treated with Micrococcal Nuclease, sonicated, and immunoprecipitated with $8 \mu\text{g}$ anti-HIST1H3A (CSB-PA010418PA10nphHU) or a control normal rabbit IgG. The resulting ChIP DNA was quantified using real-time PCR with primers against the β -Globin promoter.

Usage

For Research Use Only. Not for use in diagnostic or therapeutic procedures.