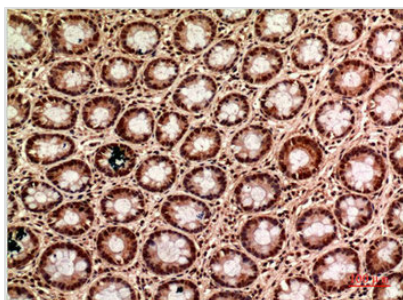




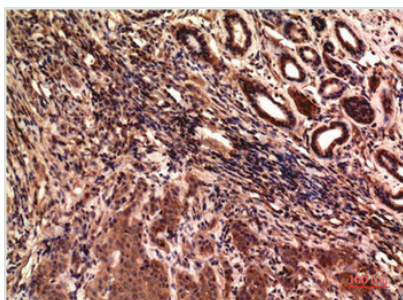
TUBG1 Monoclonal Antibody

Product Code	CSB-MA080295
Storage	Upon receipt, store at -20°C or -80°C. Avoid repeated freeze.
Immunogen	Synthetic Peptide of Gamma Tubulin
Raised In	Mouse
Species Reactivity	Human, Rat, Mouse
Tested Applications	ELISA, WB, IHC; Recommended dilution: WB:1:500-1:2000,IHC 1:100-200
Storage Buffer	Liquid in PBS containing 50% glycerol, 0.5% BSA and 0.02% sodium azide.
Purification Method	The antibody was affinity-purified from mouse ascites by affinity-chromatography using specific immunogen.
Alias	TUBG1
Product Type	Monoclonal Antibody
Target Names	TUBG1
Clone No.	26G7


Image



Immunohistochemical analysis of paraffin-embedded Human Colon Carcinoma Tissue using TUBG1 Monoclonal Antibody diluted at 1:200.



Immunohistochemical analysis of paraffin-embedded Human Breast Carcinoma Tissue using TUBG1 Monoclonal Antibody diluted at 1:200.



Western Blot analysis of paraffin-embedded Jurkat HeLa, Mouse-brain, Rat-brain using TUBG1 Monoclonal Antibody diluted at 1:1000.

Usage

For Research Use Only. Not for use in diagnostic or therapeutic procedures.