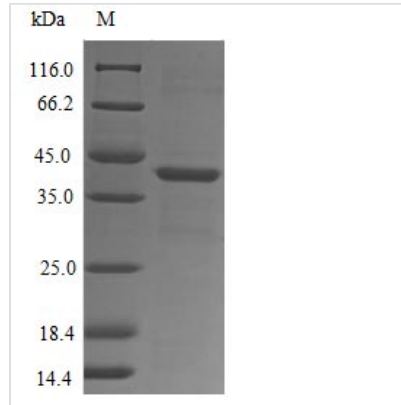


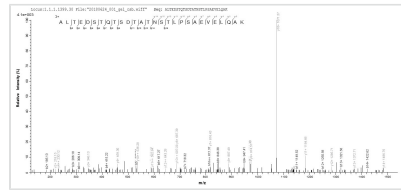


# Recombinant Human fMet-Leu-Phe receptor (FPR1), partial

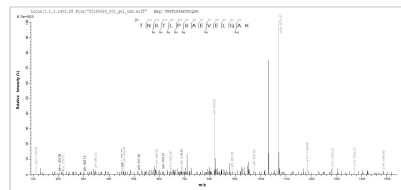
<b>Product Code</b>	CSB-EP008854HU1d1
<b>Relevance</b>	High affinity receptor for N-formyl-methionyl peptides (fMLP), which are powerful neutrophil chemotactic factors. Binding of fMLP to the receptor stimulates intracellular calcium mobilization and superoxide anion release. This response is mediated via a G-protein that activates a phosphatidylinositol-calcium second messenger system
<b>Abbreviation</b>	Recombinant Human FPR1 protein, partial
<b>Storage</b>	The shelf life is related to many factors, storage state, buffer ingredients, storage temperature and the stability of the protein itself. Generally, the shelf life of liquid form is 6 months at -20°C/-80°C. The shelf life of lyophilized form is 12 months at -20°C/-80°C.
<b>Uniprot No.</b>	P21462
<b>Product Type</b>	Recombinant Protein
<b>Immunogen Species</b>	Homo sapiens (Human)
<b>Purity</b>	Greater than 85% as determined by SDS-PAGE.
<b>Sequence</b>	QDFRERLIHALPASLERALTEDSTQTSDTATNSTLPSAEVELQAK
<b>Research Area</b>	Immunology
<b>Source</b>	E.coli
<b>Target Names</b>	FPR1
<b>Protein Names</b>	N-formyl peptide receptor Short name: FPR N-formylpeptide chemoattractant receptor
<b>Expression Region</b>	306-350aa
<b>Notes</b>	Repeated freezing and thawing is not recommended. Store working aliquots at 4°C for up to one week.
<b>Tag Info</b>	N-terminal 10xHis-GST-tagged and C-terminal Myc-tagged
<b>Mol. Weight</b>	34.9 kDa
<b>Protein Length</b>	Partial
<b>Image</b>	



(Tris-Glycine gel) Discontinuous SDS-PAGE (reduced) with 5% enrichment gel and 15% separation gel.



Based on the SEQUEST from database of E.coli host and target protein, the LC-MS/MS Analysis result of CSB-EP008854HU1d1 could indicate that this peptide derived from E.coli-expressed Homo sapiens (Human) FPR1.



Based on the SEQUEST from database of E.coli host and target protein, the LC-MS/MS Analysis result of CSB-EP008854HU1d1 could indicate that this peptide derived from E.coli-expressed Homo sapiens (Human) FPR1.

## Reconstitution

We recommend that this vial be briefly centrifuged prior to opening to bring the contents to the bottom. Please reconstitute protein in deionized sterile water to a concentration of 0.1-1.0 mg/mL. We recommend to add 5-50% of glycerol (final concentration) and aliquot for long-term storage at -20°C/-80°C. Our default final concentration of glycerol is 50%. Customers could use it as reference.

## Shelf Life

The shelf life is related to many factors, storage state, buffer ingredients, storage temperature and the stability of the protein itself. Generally, the shelf life of liquid form is 6 months at -20°C/-80°C. The shelf life of lyophilized form is 12 months at -20°C/-80°C.