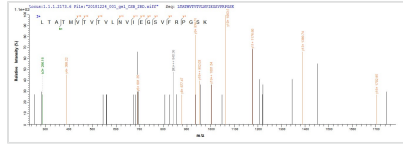


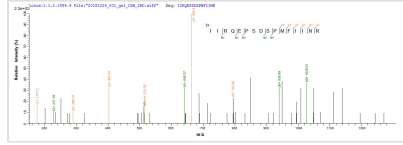


# Recombinant Mouse Desmoglein-1-alpha (Dsg1a), partial

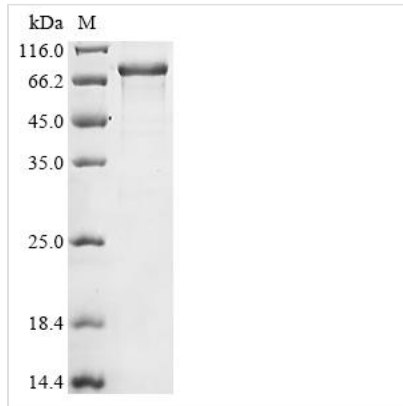
<b>Product Code</b>	CSB-EP723414MO
<b>Abbreviation</b>	Recombinant Mouse Dsg1a protein, partial
<b>Storage</b>	The shelf life is related to many factors, storage state, buffer ingredients, storage temperature and the stability of the protein itself. Generally, the shelf life of liquid form is 6 months at -20°C/-80°C. The shelf life of lyophilized form is 12 months at -20°C/-80°C.
<b>Uniprot No.</b>	Q61495
<b>Storage Buffer</b>	Tris-based buffer,50% glycerol
<b>Product Type</b>	Recombinant Protein
<b>Immunogen Species</b>	Mus musculus (Mouse)
<b>Purity</b>	Greater than 85% as determined by SDS-PAGE.
<b>Sequence</b>	EWIKFAAACREGEDNSKRNP IAKIHSDCAANQPVTYRISGVGIDQPPYGIFIINQ KTGEINITSIVDREVTPFFIIYCRALNAQGQDLENPLELRVRVMDINDNPPVFSM TFLGQIEENSANTLVMKLNATDADEPNLNLSMIAFKIIRQEPSDSPMFIINRK TGEIRTMNNFLDREQYSQYSLVVRGSDRDGGADGMSAESECSITILDVNDNIP YLEQSSYDITIEENALHSQLVQIRVIDLDEEFSDNWKAIIFFISGNEGNWFEIEMN ERTNVGTLKVVKPLDYEAMKNLQLSIGVRNVAEFHQSIISQYRLTATMVTVTVL NVIEGSVFRPGSKTFVVD SRMEANHRVGEFVATDLDTGRASTNVRYEMGNP ENLLVDSRTGIITLRNRVTMEQYQRLNGEYKGTVLSIDDSLQRTCTGTIVIELS GTGWVTGSESGGSSSGGDDRDRVTNGYQGTSSSTENPQRVTGSWGGSID GTRPNTNPFQGDPEDETLETPLYGDNVHFGP
<b>Research Area</b>	Others
<b>Source</b>	E.coli
<b>Target Names</b>	Dsg1a
<b>Protein Names</b>	Recommended name: Desmoglein-1-alpha Short name= Desmoglein-1 Short name= Dsg1-alpha Alternative name(s): DG1 DGI Desmosomal glycoprotein I
<b>Expression Region</b>	50-564aa
<b>Notes</b>	Repeated freezing and thawing is not recommended. Store working aliquots at 4°C for up to one week.
<b>Tag Info</b>	N-terminal 10xHis-SUMO-tagged and C-terminal Myc-tagged
<b>Mol. Weight</b>	77.2 kDa
<b>Protein Length</b>	Extracellular Domain
<b>Image</b>	



Based on the SEQUEST from database of E.coli host and target protein, the LC-MS/MS Analysis result of CSB-EP723414MO could indicate that this peptide derived from E.coli-expressed Mus musculus (Mouse) Dsg1a.



Based on the SEQUEST from database of E.coli host and target protein, the LC-MS/MS Analysis result of CSB-EP723414MO could indicate that this peptide derived from E.coli-expressed Mus musculus (Mouse) Dsg1a.



(Tris-Glycine gel) Discontinuous SDS-PAGE (reduced) with 5% enrichment gel and 15% separation gel.

### Reconstitution

We recommend that this vial be briefly centrifuged prior to opening to bring the contents to the bottom. Please reconstitute protein in deionized sterile water to a concentration of 0.1-1.0 mg/mL. We recommend to add 5-50% of glycerol (final concentration) and aliquot for long-term storage at -20°C/-80°C. Our default final concentration of glycerol is 50%. Customers could use it as reference.

### Shelf Life

The shelf life is related to many factors, storage state, buffer ingredients, storage temperature and the stability of the protein itself.

Generally, the shelf life of liquid form is 6 months at -20°C/-80°C. The shelf life of lyophilized form is 12 months at -20°C/-80°C.