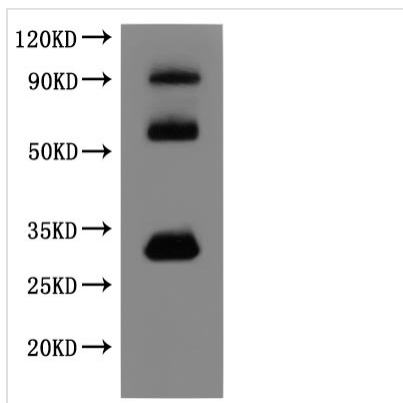


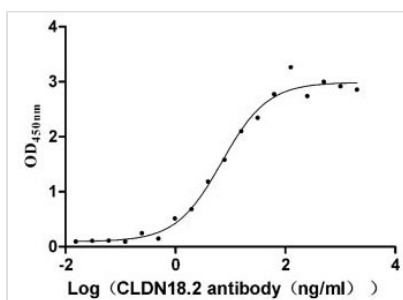


Recombinant Human Claudin-18.2 (CLDN18.2)-VLPs (Active)

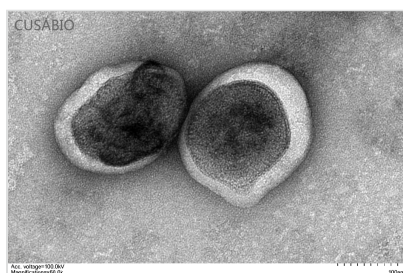
Product Code	CSB-MP005498HU(A5)
Abbreviation	Recombinant Human CLDN18.2 protein-VLPs (Active)
Storage	The shelf life is related to many factors, storage state, buffer ingredients, storage temperature and the stability of the protein itself. Generally, the shelf life of liquid form is 6 months at -80°C. The shelf life of lyophilized form is 12 months at -80°C.
Uniprot No.	P56856-2
Form	Lyophilized powder
Storage Buffer	Lyophilized from a 0.2 μm sterile filtered PBS, 6% Trehalose, pH 7.4
Product Type	Recombinant Protein
Immunogen Species	Homo sapiens (Human)
Biological Activity	Measured by its binding ability in a functional ELISA. Immobilized human CLDN18.2 (CSB-MP005498HU(A5)) at 5 μg/ml can bind anti-CLDN18.2 recombinant Monoclonal Antibody (CSB-RA005498A1HU), the the EC ₅₀ is 5.225-9.256 ng/ml.
Sequence	MAVTACQQLGFLVVSLLIGIAGIIAATCMDQWSTQDLYNNPVTAVFNYQGLWRSC VRESSGFTECRGYFTLLGLPAMLQAVRALMIVGIVLGAIGLLVSIFALKCIRIGSM EDSAKANMTLTSGIMFIVSGLCAIAGVSVFANMLVTNFWMSTANMYTGMGGM VQTVQTRYTFGAALFVGWVAGGLTLIGGVMMCIACRGLAPEETNYKAVSYHA SGHSVAYKPGGFKASTGFGSNTKNKKIYDGGARTEDEVQSYPKHDYV
Source	Mammalian cell
Target Names	CLDN18.2
Expression Region	1-261aa
Notes	Repeated freezing and thawing is not recommended. Store working aliquots at 4°C for up to one week. The immunization strategy should be optimized (antigen dose, regimen and adjuvant).
Tag Info	C-terminal 10xHis-tagged (This tag can be tested only under denaturing conditions)
Mol. Weight	29.1 kDa
Protein Length	Full Length of Isoform A2
Image	


Western Blot

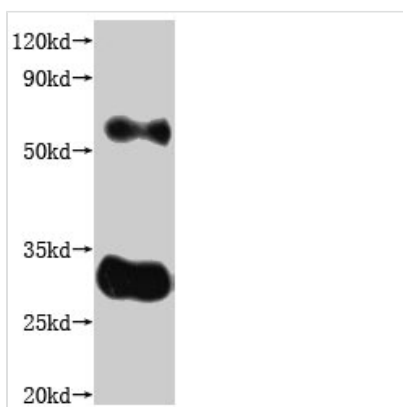
CSB-MP005498HU(A5) is detected by Mouse anti-6*His monoclonal antibody. The three bands respectively correspond to monomer, Homodimer, Homotrimer


Activity

Measured by its binding ability in a functional ELISA. Immobilized human CLDN18.2 (CSB-MP005498HU(A5)) at 5 µg/ml can bind anti-CLDN18.2 recombinant Monoclonal Antibody (CSB-RA005498A1HU), the the EC₅₀ is 5.225-9.256 ng/ml.



The presence of VLP-like structures was confirmed by TEM


Western Blot

CSB-MP005498HU(A5) is detected by Anti-Claudin 18 Antibody. The two bands respectively correspond to monomer, Homodimer

Endotoxin

Less than 1.0 EU/ug as determined by LAL method.

Shelf Life

The shelf life is related to many factors, storage state, buffer ingredients, storage temperature and the stability of the protein itself. Generally, the shelf life of liquid form is 6 months at -20°C/-80°C. The shelf life of lyophilized form is 12 months at -20°C/-80°C.