



# Recombinant Severe acute respiratory syndrome coronavirus 2 Nucleoprotein (N) (R203K,G204R) (Active)

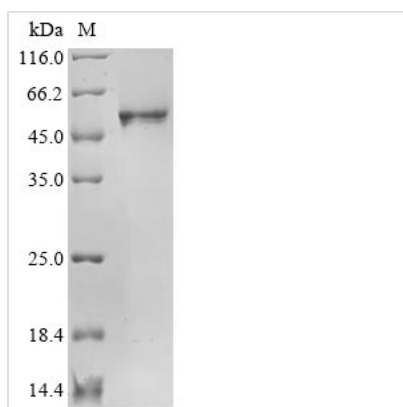
<b>Product Code</b>	CSB-EP3325GMY(M12)
<b>Abbreviation</b>	Recombinant SARS-CoV-2 N protein (R203K,G204R) (Active)
<b>Storage</b>	The shelf life is related to many factors, storage state, buffer ingredients, storage temperature and the stability of the protein itself. Generally, the shelf life of liquid form is 6 months at -20°C/-80°C. The shelf life of lyophilized form is 12 months at -20°C/-80°C.
<b>Uniprot No.</b>	P0DTC9
<b>Form</b>	Lyophilized powder
<b>Storage Buffer</b>	Lyophilized from 20 mM Tris-HCl, 0.5 M NaCl, 6% Trehalose, pH 8.0
<b>Product Type</b>	Recombinant Protein
<b>Immunogen Species</b>	Severe acute respiratory syndrome coronavirus 2 (2019-nCoV) (SARS-CoV-2)
<b>Biological Activity</b>	①Measured by its binding ability in a functional ELISA. Immobilized N (CSB-EP3325GMY(M12)) at 2 µg/ml can bind N Mouse Monoclonal Antibody(CSB-MA33255A2m), the EC <sub>50</sub> of N Mouse Monoclonal Antibody is 6.775-13.04 ng/ml.②Measured by its binding ability in a functional ELISA. Immobilized N (CSB-EP3325GMY(M12)) at 2 µg/ml can bind N Recombinant Antibody(CSB-RA33255A1GMY), the EC <sub>50</sub> of N Recombinant Antibody is 4.664-8.256 ng/ml.
<b>Purity</b>	≥ 96% as determined by SDS-PAGE.
<b>Sequence</b>	MSDNGPQNQRNAPRITFGGSPDSTGNSQNGERSGARSKQRRPQGLPNNTA SWFTALTQHGKEDLKFPRGQGVPIINTNSSPDDQIGYYRRATRRIRGGDGKMK DLSPRWYFYLLGTGPEAGLPYGANKDGIWVATEGALNTPKDHIGTRNPANNA AIVLQLPQGTTLPKGFYAEGSRGGSQASSRSSSRSRNSSRNSTPGSSKRTSP ARMAGNGGDAALALLLDRLNQLESKMSGKGQQQQGQTVTKKSAAEASKKP RQKRTATKAYNVTQAFGRRGPEQTQGNFGDQELIRQGTDYKHWPIAQFAP SASAFFGMSRIGMEVTPSGTWLTYTGAIKLDDKDPNFKDQVILLNKHIDAYKTF PPTPEPKDKKKKADETQALPQRQKKQQTVTLTPAADLDDFSKQLQQSMSSAD STQA
<b>Research Area</b>	Microbiology
<b>Source</b>	E.coli
<b>Target Names</b>	N
<b>Expression Region</b>	1-419aa(R203K,G204R)
<b>Notes</b>	Repeated freezing and thawing is not recommended. Store working aliquots at 4°C for up to one week.
<b>Tag Info</b>	N-terminal 6xHis-tagged



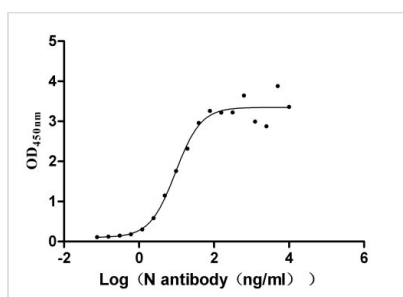
**Mol. Weight** 49.8 kDa

**Protein Length** Full Length

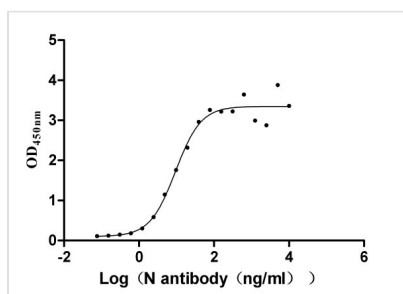
**Image**



(Tris-Glycine gel) Discontinuous SDS-PAGE (reduced) with 5% enrichment gel and 15% separation gel.



**Activity**  
Measured by its binding ability in a functional ELISA. Immobilized N (CSB-EP3325GMY(M12)) at 2 µg/ml can bind N Mouse Monoclonal Antibody(CSB-MA33255A2m), the EC<sub>50</sub> of N Mouse Monoclonal Antibody is 6.775-13.04 ng/ml.



**Activity**  
Measured by its binding ability in a functional ELISA. Immobilized N (CSB-EP3325GMY(M12)) at 2 µg/ml can bind N Recombinant Antibody(CSB-RA33255A1GMY), the EC<sub>50</sub> of N Recombinant Antibody is 4.664-8.256 ng/ml.

**Reconstitution**

We recommend that this vial be briefly centrifuged prior to opening to bring the contents to the bottom. Please reconstitute protein in deionized sterile water to a concentration of 0.1-1.0 mg/mL. We recommend to add 5-50% of glycerol (final concentration) and aliquot for long-term storage at -20°C/-80°C. Our default final concentration of glycerol is 50%. Customers could use it as reference.

**Shelf Life**

The shelf life is related to many factors, storage state, buffer ingredients, storage temperature and the stability of the protein itself. Generally, the shelf life of liquid form is 6 months at -20°C/-80°C. The shelf life of lyophilized form is 12 months at -20°C/-80°C.