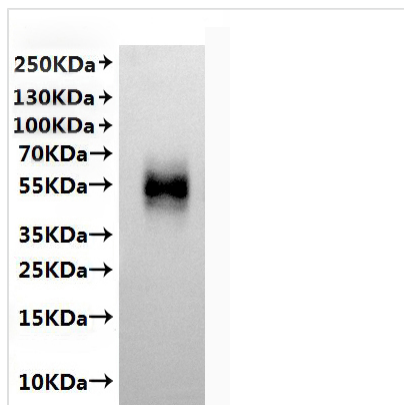


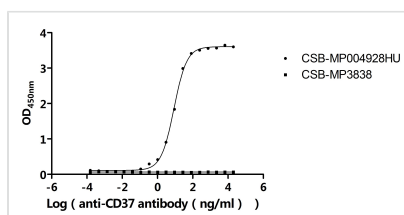


Recombinant Human Leukocyte antigen CD37 (CD37)-VLPs (Active)

Product Code	CSB-MP004928HU
Abbreviation	Recombinant Human CD37 protein-VLPs (Active)
Storage	The shelf life is related to many factors, storage state, buffer ingredients, storage temperature and the stability of the protein itself. Generally, the shelf life of liquid form is 6 months at -20°C/-80°C. The shelf life of lyophilized form is 12 months at -20°C/-80°C.
Uniprot No.	P11049
Form	Lyophilized powder
Storage Buffer	Lyophilized from a 0.2 µm sterile filtered PBS, 6% Trehalose, pH 7.4
Product Type	Recombinant Protein
Immunogen Species	Homo sapiens (Human)
Biological Activity	Measured by its binding ability in a functional ELISA. Immobilized Human CD37 at 10 µg/mL can bind Anti-CD37 recombinant antibody(CSB-RA004928MA1HU). The EC50 is 7.458-9.930 ng/mL.The VLPs (CSB-MP3838) is negative control.
Purity	Greater than 95% as determined by SEC-HPLC.
Sequence	MSAQESCLSLIKYFLFVFNLFVGLGSLIFCFGIWILIDKTSFVSVFVGLAFVPLQIW SKVLAISGIFTMGIALLGCVGALKELRCLLGLYFGMLLLLFATQITLGILISTQRAQ LERSLRDVVEKTIQKYGTNPEETAEEESWDYVQFQLRCCGWHYPQDWFQVLI LRGNGSEAHRVPCSCYNLSATNDSTILDKVILPQLSRLGHLARSRHSADICAVP AESHYREGCAQGLQKWLHNNLISIVGICLGVGLLELGFMTLSIFLCRNLDHVYN RLARYR
Source	Mammalian cell
Target Names	CD37
Expression Region	1-281aa
Notes	The VLPs are expressed from human 293 cells (HEK293).Mix the sample gently by repeatedly pipetting it up and down. Do not vortex.Repeated freezing and thawing is not recommended.Store the protein at -20°C/-80°C upon receiving it, and ensure to avoid repeated freezing and thawing, otherwise, it will affect the protein activity. The immunization strategy should be optimized (antigen dose, regimen and adjuvant).
Tag Info	C-terminal 10xHis-tagged
Mol. Weight	33.1 kDa
Protein Length	Full Length
Image	

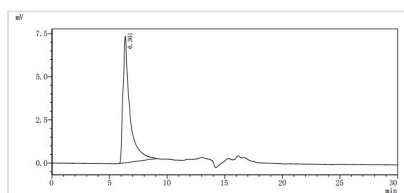


CSB-MP004928HU is detected by Mouse anti-10*His monoclonal antibody.



Activity

Measured by its binding ability in a functional ELISA. Immobilized Human CD37 at 10 μ g/ml can bind Anti-CD37 recombinant antibody (CSB-RA004928MA1HU). The EC_{50} is 7.458-9.930 ng/mL. The VLPs (CSB-MP3838) is negative control.



The purity of VLPs was greater than 95% as determined by SEC-HPLC

Endotoxin

Less than 1.0 EU/ μ g as determined by LAL method.

Reconstitution

We recommend that this vial be briefly centrifuged prior to opening to bring the contents to the bottom. Please reconstitute protein in deionized sterile water to a concentration of 0.1-1.0 mg/mL. We recommend to add 5-50% of glycerol (final concentration) and aliquot for long-term storage at -20°C/-80°C. Our default final concentration of glycerol is 50%. Customers could use it as reference.

Shelf Life

The shelf life is related to many factors, storage state, buffer ingredients, storage temperature and the stability of the protein itself.

Generally, the shelf life of liquid form is 6 months at -20°C/-80°C. The shelf life of lyophilized form is 12 months at -20°C/-80°C.