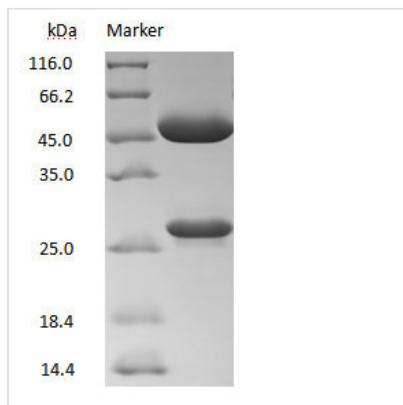




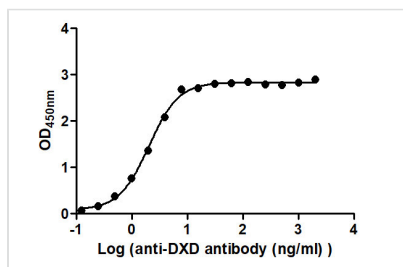
DXD Monoclonal Antibody

Product Code	CSB-MA99697711m
Storage	Upon receipt, store at -20°C or -80°C. Avoid repeated freeze.
Immunogen	DXD-BSA conjugate
Tested Applications	ELISA
Form	Liquid
Conjugate	Non-conjugated
Storage Buffer	Preservative: 0.03% Proclin 300 Constituents: 50% Glycerol, 0.01M PBS, PH 7.4
Purification Method	Affinity-chromatography
Isotype	IgG2a
Clonality	Monoclonal
Product Type	Monoclonal Antibody
Target Names	DXD
Clone No.	8D12C11

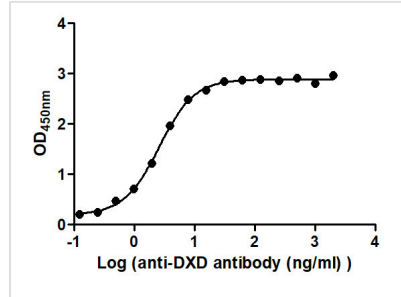
Image



DXD antibody on SDS-PAGE under reducing (R) condition. The purity of the protein is greater than 90%.

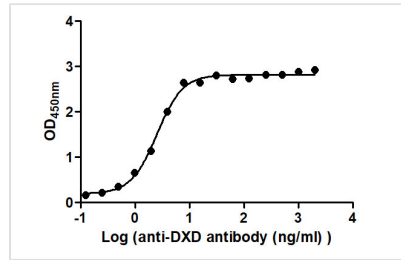


The Binding Activity of ADC-1(DXD) with Anti-DXD antibody
Activity: Measured by its binding ability in a functional ELISA. Immobilized ADC-1(DXD) at 2 $\mu\text{g/mL}$ can bind Anti-DXD antibody, the EC_{50} is 1.840 to 2.253 ng/mL .



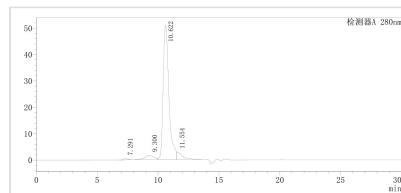
The Binding Activity of ADC-2(DXD) with Anti-DXD antibody

Activity: Measured by its binding ability in a functional ELISA. Immobilized ADC-2(DXD) at 2 $\mu\text{g}/\text{mL}$ can bind Anti-DXD antibody, the EC_{50} is 2.365 to 2.835 ng/mL .

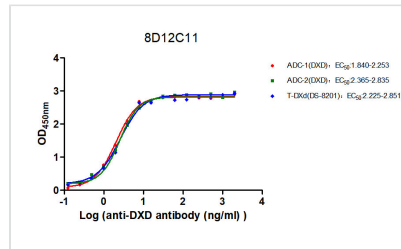


The Binding Activity of T-DXd(DS-8201) with Anti-DXD antibody

Activity: Measured by its binding ability in a functional ELISA. Immobilized T-DXd(DS-8201) at 2 $\mu\text{g}/\text{mL}$ can bind Anti-DXD antibody, the EC_{50} is 2.225 to 2.851 ng/mL .



The purity of Mouse Anti-DXD Antibody is more than 90% by SEC-HPLC.



The Binding Activity of ADC-1(DXD), ADC-2(DXD) and T-DXd(DS-8201) with Anti-DXD antibody

Activity: Measured by its binding ability in a functional ELISA. Immobilized ADC-1(DXD), ADC-2(DXD) and T-DXd(DS-8201) at 2 $\mu\text{g}/\text{mL}$ can bind Anti-DXD antibody, the EC_{50} is 1.840 to 2.253 ng/mL , 2.365 to 2.835 ng/mL and 2.225 to 2.851 ng/mL , respectively.

Usage

For Research Use Only. Not for use in diagnostic or therapeutic procedures.