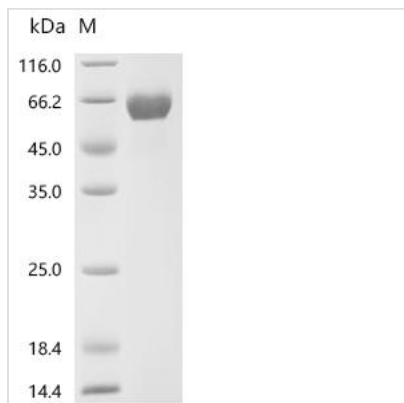




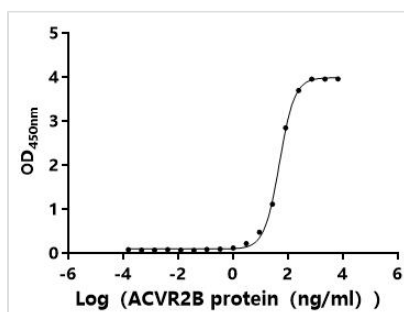
# Recombinant Human/Cynomolgus monkey Activin receptor type-2B (ACVR2B), partial (Active)

<b>Product Code</b>	CSB-MP623829HU19
<b>Abbreviation</b>	Recombinant Human/Cynomolgus monkey ACVR2B protein, partial (Active)
<b>Storage</b>	The shelf life is related to many factors, storage state, buffer ingredients, storage temperature and the stability of the protein itself. Generally, the shelf life of liquid form is 6 months at -20°C/-80°C. The shelf life of lyophilized form is 12 months at -20°C/-80°C.
<b>Uniprot No.</b>	Q13705/A0A2K5WUB0
<b>Form</b>	Lyophilized powder
<b>Storage Buffer</b>	Lyophilized from a 0.2 µm sterile filtered PBS, 6% Trehalose, pH 7.4
<b>Product Type</b>	Recombinant Protein
<b>Immunogen Species</b>	Homo sapiens (Human)
<b>Biological Activity</b>	Measured by its binding ability in a functional ELISA. Immobilized Human INHBA(CSB-MP011719HU1b0) at 2 µg/mL can bind Human ACVR2B. The EC50 is 45.93-52.42 ng/mL.
<b>Purity</b>	Greater than 95% as determined by SDS-PAGE. Greater than 95% as determined by SEC-HPLC.
<b>Sequence</b>	SGRGEAETRECIYYNANWELERTNQSGLERCEGEQDKRLHCYASWRNSSGTI ELVKKGCWLDDFNCYDRQECVATEENPQVYFCCCEGNFCNERFTHLPEAGG PEVTYEPPPTAPTLT
<b>Source</b>	Mammalian cell
<b>Target Names</b>	ACVR2B
<b>Expression Region</b>	19-137aa
<b>Notes</b>	Repeated freezing and thawing is not recommended. Store working aliquots at 4°C for up to one week.
<b>Tag Info</b>	C-terminal hFc1-Flag-tagged
<b>Mol. Weight</b>	43.6 kDa
<b>Protein Length</b>	Partial

Image

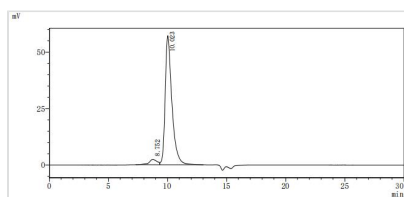


(Tris-Glycine gel) Discontinuous SDS-PAGE (reduced) with 5% enrichment gel and 15% separation gel.



#### Activity

Measured by its binding ability in a functional ELISA. Immobilized Human INHBA(CSB-MP011719HU1b0) at 2  $\mu$ g/ml can bind Human ACVR2B. The  $EC_{50}$  is 45.93-52.42 ng/mL.



The purity of ACVR2B was greater than 95% as determined by SEC-HPLC

#### Endotoxin

Less than 1.0 EU/ $\mu$ g as determined by LAL method.

#### Reconstitution

We recommend that this vial be briefly centrifuged prior to opening to bring the contents to the bottom. Please reconstitute protein in deionized sterile water to a concentration of 0.1-1.0 mg/mL. We recommend to add 5-50% of glycerol (final concentration) and aliquot for long-term storage at -20°C/-80°C. Our default final concentration of glycerol is 50%. Customers could use it as reference.

#### Shelf Life

The shelf life is related to many factors, storage state, buffer ingredients, storage temperature and the stability of the protein itself.

Generally, the shelf life of liquid form is 6 months at -20°C/-80°C. The shelf life of lyophilized form is 12 months at -20°C/-80°C.