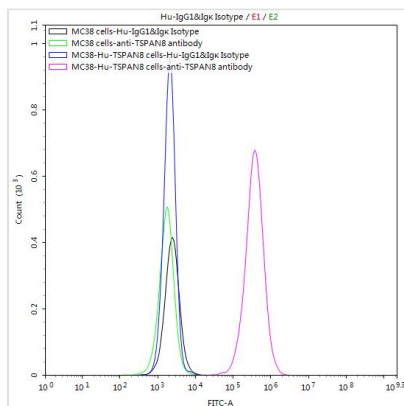




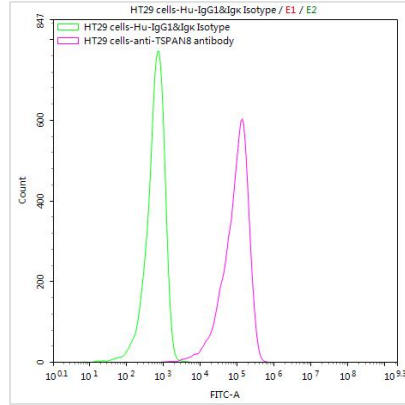
Human IgG1&Igκ Isotype Recombinant Monoclonal Antibody

Product Code	CSB-RA011156MA1HU
Storage	Upon receipt, store at -20°C or -80°C. Avoid repeated freeze.
Uniprot No.	P01857
Immunogen	Recombinant Human IgG1 protein
Species Reactivity	Human
Tested Applications	FC; Recommended dilution: FC:1:50-1:200
Form	Liquid
Conjugate	Non-conjugated
Storage Buffer	Preservative: 0.03% Proclin 300 Constituents: 50% Glycerol, 0.01M PBS, PH 7.4
Purification Method	Affinity-chromatography
Isotype	hIgG1
Clonality	Monoclonal
Product Type	Recombinant Antibody
Immunogen Species	Homo sapiens (Human)
Purity	Greater than 95% as determined by SEC-HPLC.
Research Area	Immunology;Stem cells
Target Names	IgG1
Clone No.	4D2

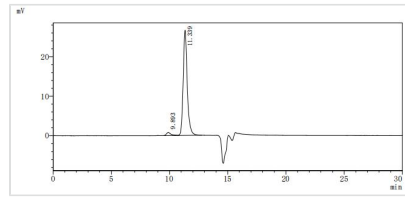
Image



Untransfected MC38 cells and transfected Human TSPAN8 MC38 stable cells were stained with Human IgG1&Igκ Isotype Control (CSB-RA011156MA1HU) and anti-TSPAN8 antibody (CSB-RA025166MA1HU) (2μg/1*10⁶cells), washed and then followed by FITC-conjugated anti-Human IgG Fc antibody and analyzed with flow cytometry.



HT29 cells were stained with Human IgG1&Ilgκ Isotype Control (CSB-RA011156MA1HU)(green line) and anti-TSPAN8 antibody (CSB-RA882142MA1HU) (2μg/1*10⁶cells) (red line), washed and then followed by FITC-conjugated anti-Human IgG Fc antibody and analyzed with flow cytometry.



The purity of Human IgG1&Ilgκ Isotype was greater than 95% as determined by SEC-HPLC

Usage

For Research Use Only. Not for use in diagnostic or therapeutic procedures.