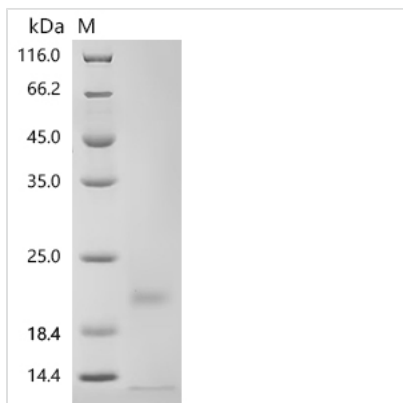




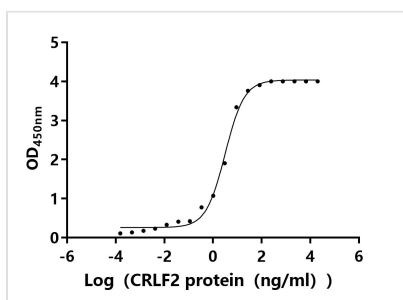
Recombinant *Macaca fascicularis* Thymic stromal lymphopoietin (TSLP), Biotinylated (Active)

Product Code	CSB-MP5042MOVd7-B
Abbreviation	Recombinant <i>Cynomolgus</i> monkey TSLP protein, Biotinylated (Active)
Storage	The shelf life is related to many factors, storage state, buffer ingredients, storage temperature and the stability of the protein itself. Generally, the shelf life of liquid form is 6 months at -20°C/-80°C. The shelf life of lyophilized form is 12 months at -20°C/-80°C.
Uniprot No.	A0A7N9CAT7
Form	Lyophilized powder
Storage Buffer	Lyophilized from a 0.2 µm sterile filtered PBS, 6% Trehalose, pH 7.4
Product Type	Recombinant Protein
Immunogen Species	<i>Macaca fascicularis</i> (Crab-eating macaque) (<i>Cynomolgus</i> monkey)
Biological Activity	<p>① Measured by its binding ability in a functional ELISA. Immobilized <i>Macaca fascicularis</i> TSLP at 2 µg/mL on streptavidin coated plates can bind <i>Macaca fascicularis</i> CRLF2 protein (CSB-MP5357MOV). The EC₅₀ is 2.698-3.710 ng/mL.</p> <p>② Measured by its binding ability in a functional ELISA. Immobilized <i>Macaca fascicularis</i> TSLP at 2 µg/mL on streptavidin coated plates can bind Anti-TSLP recombinant antibody (CSB-RA025141MA2HU). The EC₅₀ is 11.71-21.61 ng/mL.</p>
Purity	Greater than 90% as determined by SDS-PAGE.
Sequence	YDFTNCDFQKIEADYLRTISKDLITYMSGTKSTDFNNTVSCSNRPHCLTEIQSLT FNPTPRCASLAKEMFARKTKATLALWCPGYSETQINATQAMKKRRKRKVTTN KCLEQVSQLLGLWRRFIRTLKKQ
Source	Mammalian cell
Target Names	TSLP
Expression Region	29-159aa
Notes	Repeated freezing and thawing is not recommended. Store working aliquots at 4°C for up to one week.
Tag Info	C-terminal 10xHis-Avi-tagged
Mol. Weight	18.7 kDa
Protein Length	Full Length of Mature Protein

Image

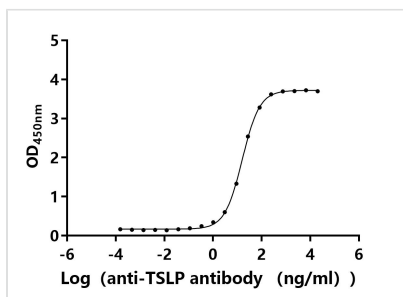


(Tris-Glycine gel) Discontinuous SDS-PAGE (reduced) with 5% enrichment gel and 15% separation gel.



Activity

① Measured by its binding ability in a functional ELISA. Immobilized *Macaca fascicularis* TSLP at 2 $\mu\text{g/ml}$ on streptavidin coated plates can bind *Macaca fascicularis* CRLF2 protein (CSB-MP5357MOV). The EC_{50} is 2.698-3.710 ng/mL.



Activity

② Measured by its binding ability in a functional ELISA. Immobilized *Macaca fascicularis* TSLP at 2 $\mu\text{g/ml}$ on streptavidin coated plates can bind Anti-TSLP recombinant antibody (CSB-RA025141MA2HU). The EC_{50} is 11.71-21.61 ng/mL.

Endotoxin

Less than 1.0 EU/ μg as determined by LAL method.

Reconstitution

We recommend that this vial be briefly centrifuged prior to opening to bring the contents to the bottom. Please reconstitute protein in deionized sterile water to a concentration of 0.1-1.0 mg/mL. We recommend to add 5-50% of glycerol (final concentration) and aliquot for long-term storage at $-20^{\circ}\text{C}/-80^{\circ}\text{C}$. Our default final concentration of glycerol is 50%. Customers could use it as reference.

Shelf Life

The shelf life is related to many factors, storage state, buffer ingredients, storage temperature and the stability of the protein itself. Generally, the shelf life of liquid form is 6 months at $-20^{\circ}\text{C}/-80^{\circ}\text{C}$. The shelf life of lyophilized form is 12 months at $-20^{\circ}\text{C}/-80^{\circ}\text{C}$.