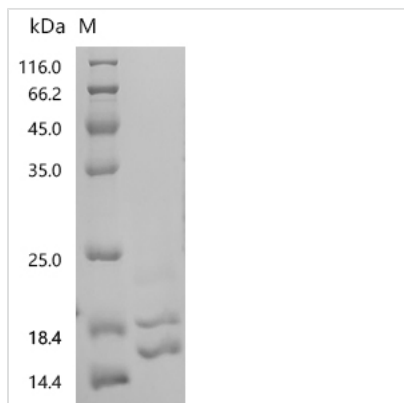


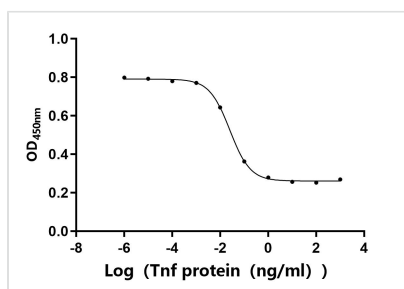


Recombinant Rat Tumor necrosis factor (Tnf), partial (Active)

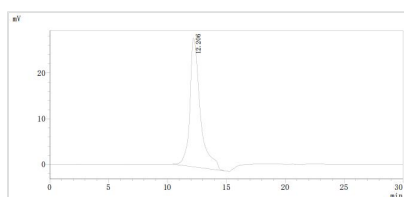
Product Code	CSB-YP325438RA
Abbreviation	Recombinant Rat Tnf protein, partial (Active)
Storage	The shelf life is related to many factors, storage state, buffer ingredients, storage temperature and the stability of the protein itself. Generally, the shelf life of liquid form is 6 months at -20°C/-80°C. The shelf life of lyophilized form is 12 months at -20°C/-80°C.
Uniprot No.	P16599
Form	Lyophilized powder
Storage Buffer	Lyophilized from a 0.2 µm sterile filtered PBS, 6% Trehalose, pH 7.4
Product Type	Recombinant Protein
Immunogen Species	Rattus norvegicus (Rat)
Biological Activity	Measured in a cytotoxicity assay using L-929 mouse fibroblast cells in the presence of the metabolic inhibitor actinomycin D. The ED50 for this effect is 18.58-33.99 pg/mL.
Purity	≥ 95% as determined by SDS-PAGE. ≥ 95% as determined by SEC-HPLC.
Sequence	LRSSSQNSSDKPVAHVANHQAEQLEWLSQRANALLANGMDLKDNLVVP ADGLYLIYSQVLFKGGQCPDYVLLTHTVSRFAISYQEKVSLLSAIKSPCPKDTPE GAELKPWYEPMYLGGVFQLEKGDLLSAEVNLPKYLDITESGQVYFGVIAL
Source	Yeast
Target Names	Tnf
Expression Region	80-235aa
Notes	Repeated freezing and thawing is not recommended. Store working aliquots at 4°C for up to one week.
Tag Info	N-terminal 6xHis-tagged
Mol. Weight	19.2 kDa
Protein Length	Partial
Image	



(Tris-Glycine gel) Discontinuous SDS-PAGE (reduced) with 5% enrichment gel and 15% separation gel.



Activity
Measured in a cytotoxicity assay using L-929 mouse fibroblast cells in the presence of the metabolic inhibitor actinomycin D. The ED50 for this effect is 18.58-33.99 pg/mL.



The purity of Tnf was greater than 95% as determined by SEC-HPLC

Endotoxin

Less than 1.0 EU/ug as determined by LAL method.

Reconstitution

We recommend that this vial be briefly centrifuged prior to opening to bring the contents to the bottom. Please reconstitute protein in deionized sterile water to a concentration of 0.1-1.0 mg/mL. We recommend to add 5-50% of glycerol (final concentration) and aliquot for long-term storage at -20°C/-80°C. Our default final concentration of glycerol is 50%. Customers could use it as reference.

Shelf Life

The shelf life is related to many factors, storage state, buffer ingredients, storage temperature and the stability of the protein itself. Generally, the shelf life of liquid form is 6 months at -20°C/-80°C. The shelf life of lyophilized form is 12 months at -20°C/-80°C.