


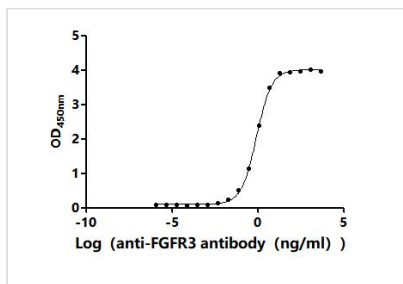


Recombinant Human Fibroblast growth factor receptor 3 (FGFR3), partial (Active)

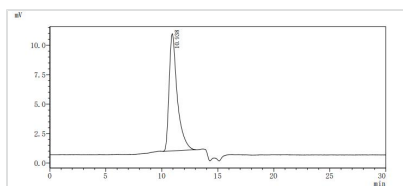
Product Code	CSB-MP008646HU
Abbreviation	Recombinant Human FGFR3 protein, partial (Active)
Storage	The shelf life is related to many factors, storage state, buffer ingredients, storage temperature and the stability of the protein itself. Generally, the shelf life of liquid form is 6 months at -20°C/-80°C. The shelf life of lyophilized form is 12 months at -20°C/-80°C.
Uniprot No.	P22607
Form	Lyophilized powder
Storage Buffer	Lyophilized from a 0.2 µm sterile filtered PBS, 6% Trehalose, pH 7.4
Product Type	Recombinant Protein
Immunogen Species	Homo sapiens (Human)
Biological Activity	Measured by its binding ability in a functional ELISA. Immobilized Human FGFR3 at 2 µg/mL can bind Anti-FGFR3 recombinant antibody (CSB-RA008646MA1HU). The EC50 is 0.6767-0.8946 ng/mL.
Purity	Greater than 90% as determined by SDS-PAGE. Greater than 95% as determined by SEC-HPLC.
Sequence	ESLGTEQRVVGRAAEVPGPEPGQQEQLVFGSGDAVELSCPPPGGGPMGPTV WVKDGTGLVPSERVLVGPQRLQVLNASHEDSGAYSCRQRLTQRVLCHF SVR VTDAPSSGDDDEGEDEAEDTGVD TGAPYWTRPERMDKLLAVPAANTVRFR CPAAGNPTPSISWLKNGREFRGEHRIGGIKLRHQWVSLVMESVVPDRGN Y T CVVENKFGSIRQTYTLDV LERSPHRPILQAGLPANQTAVLGS DVEFHCKVYSD AQP HIQWLKHVEVNGSKVGP DGT PYVTVLKTAGANTTDKELEVL SLHNVT FED AGEYTCLAGNSIGFSHSAWL VVLP AEEELVEADEAGSVYAG
Source	Mammalian cell
Target Names	FGFR3
Expression Region	23-375aa
Notes	Repeated freezing and thawing is not recommended. Store working aliquots at 4°C for up to one week.
Tag Info	C-terminal 10xHis-tagged
Mol. Weight	39.5 kDa
Protein Length	Partial
Image	



(Tris-Glycine gel) Discontinuous SDS-PAGE (reduced) with 5% enrichment gel and 15% separation gel.



Activity
Measured by its binding ability in a functional ELISA. Immobilized Human FGFR3 at 2 µg/ml can bind Anti-FGFR3 recombinant antibody (CSB-RA008646MA1HU). The EC₅₀ is 0.6767-0.8946 ng/mL.



The purity of FGFR3 was greater than 95% as determined by SEC-HPLC

Endotoxin

Less than 1.0 EU/ug as determined by LAL method.

Reconstitution

We recommend that this vial be briefly centrifuged prior to opening to bring the contents to the bottom. Please reconstitute protein in deionized sterile water to a concentration of 0.1-1.0 mg/mL. We recommend to add 5-50% of glycerol (final concentration) and aliquot for long-term storage at -20°C/-80°C. Our default final concentration of glycerol is 50%. Customers could use it as reference.

Shelf Life

The shelf life is related to many factors, storage state, buffer ingredients, storage temperature and the stability of the protein itself. Generally, the shelf life of liquid form is 6 months at -20°C/-80°C. The shelf life of lyophilized form is 12 months at -20°C/-80°C.