



# Recombinant *Macaca fascicularis* Delta-like protein (DLL4), partial (Active)

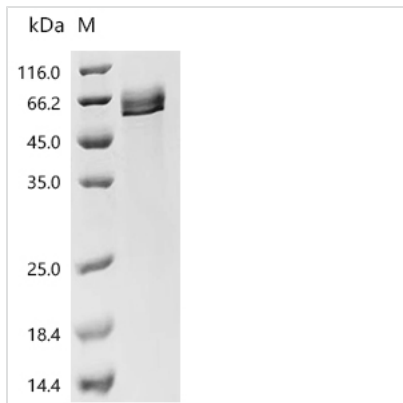
<b>Product Code</b>	CSB-MP7292MOV-C
<b>Abbreviation</b>	Recombinant <i>Cynomolgus</i> monkey DLL4 protein, partial (Active)
<b>Storage</b>	The shelf life is related to many factors, storage state, buffer ingredients, storage temperature and the stability of the protein itself. Generally, the shelf life of liquid form is 6 months at -20°C/-80°C. The shelf life of lyophilized form is 12 months at -20°C/-80°C.
<b>Uniprot No.</b>	A0A7N9D080
<b>Form</b>	Lyophilized powder
<b>Storage Buffer</b>	Lyophilized from a 0.2 µm sterile filtered PBS, 6% Trehalose, pH 7.4
<b>Product Type</b>	Recombinant Protein
<b>Immunogen Species</b>	<i>Macaca fascicularis</i> (Crab-eating macaque) ( <i>Cynomolgus</i> monkey)
<b>Biological Activity</b>	<p>① Measured by its binding ability in a functional ELISA. Immobilized <i>Macaca fascicularis</i> DLL4 at 2 µg/mL can bind Anti-DLL4 recombinant antibody (CSB-RA878862MA1HU). The EC50 is 2.919-3.748 ng/mL.</p> <p>② NPR1 Recombinant Monoclonal Antibody (CSB-RA878862MA1HU) captured on Protein A Chip can bind <i>Macaca fascicularis</i> DLL4 with an affinity constant of 0.153 nM as detected by MetaSPR Assay (WeSPRTM 200).</p>
<b>Purity</b>	<p>Greater than 95% as determined by SDS-PAGE.</p> <p>Greater than 90% as determined by SEC-HPLC.</p>
<b>Sequence</b>	<p>SGVFQLQLQEFVNERGVLASGRPCEPGCRTFFRVCLKHFQAVVSPGPCTFGS  VSTPVLGTNSFAVRDDSSGGGRNPLQLPFNFTWPGTFSLIIEAWHAPGDDLRLP  EALPPDALISKIAIQGSLAVGQNWLLDEQTSTLRLRYSYRVICSDNYGDNCS  RLCKKRNDHFGHYVCQPDGNLSCLPGWTGEYCCQPICLSGCHEQNGYCSKP  AECLCRPGWQGRLCNECIPHNGCRHGTCSTPWQCTCDEGWGGLFCDQDLN  YCTHHSPCKNGATCSNSGQRSYCTCRPGYTGVDCELELSECDNSNPCRNNG  SCKDQEDGYHCLCPPGYGLHCEHSTLSCADSPCFNGGSCRERNQGASYAC  ECPNFTGNSNCKKVDRICTSNPCANGGQCLNRGPSRMCRCPGFTGTyce  RHVSDCARNPCAHHGGTCHDLESGLMCTCPAGFSGRRCVVRTSIDACASSPC  FNRATCYTDLSTDTFVCNCPYGFVGSRCFFVGLPPS</p>
<b>Source</b>	Mammalian cell
<b>Target Names</b>	DLL4
<b>Expression Region</b>	27-526aa
<b>Notes</b>	Repeated freezing and thawing is not recommended. Store working aliquots at 4°C for up to one week.
<b>Tag Info</b>	C-terminal 10xHis-tagged
<b>Mol. Weight</b>	55.8 kDa



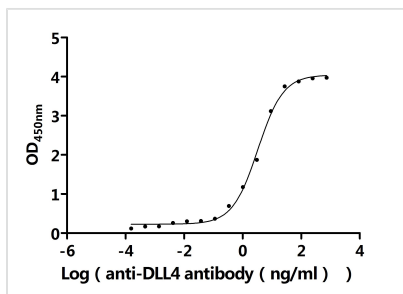
**Protein Length**

Partial

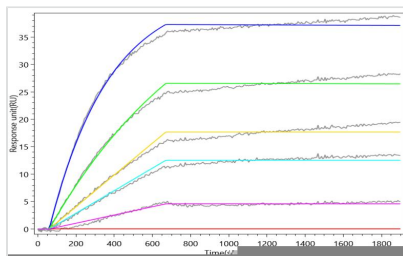
**Image**



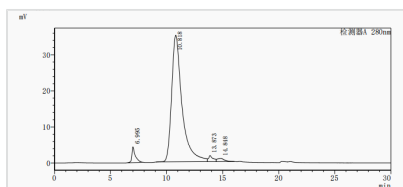
(Tris-Glycine gel) Discontinuous SDS-PAGE (reduced) with 5% enrichment gel and 15% separation gel.



**Activity**  
Measured by its binding ability in a functional ELISA. Immobilized *Macaca fascicularis* DLL4 at 2 µg/ml can bind Anti-DLL4 recombinant antibody (CSB-RA878862MA1HU). The EC<sub>50</sub> is 2.919-3.748 ng/mL.



**Activity**  
NPR1 Recombinant Monoclonal Antibody (CSB-RA878862MA1HU) captured on Protein A Chip can bind *Macaca fascicularis* DLL4 with an affinity constant of 0.153 nM as detected by MetaSPR Assay (WeSPRTM 200).



The purity of DLL4 was greater than 90% as determined by SEC-HPLC

**Endotoxin**

Less than 1.0 EU/ug as determined by LAL method.

**Reconstitution**

We recommend that this vial be briefly centrifuged prior to opening to bring the contents to the bottom. Please reconstitute protein in deionized sterile water to a concentration of 0.1-1.0 mg/mL. We recommend to add 5-50% of glycerol (final concentration) and aliquot for long-term storage at -20°C/-80°C. Our default final concentration of glycerol is 50%. Customers could use it as reference.

**Shelf Life**

The shelf life is related to many factors, storage state, buffer ingredients, storage temperature and the stability of the protein itself. Generally, the shelf life of liquid form is 6 months at -20°C/-80°C. The shelf life of lyophilized form is 12 months at -20°C/-80°C.