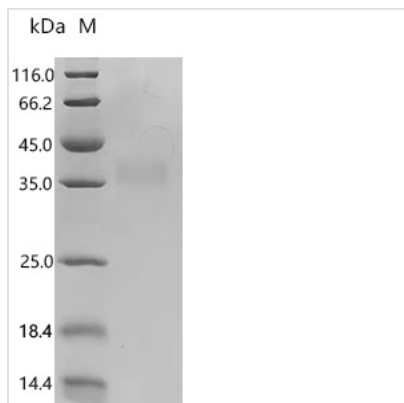


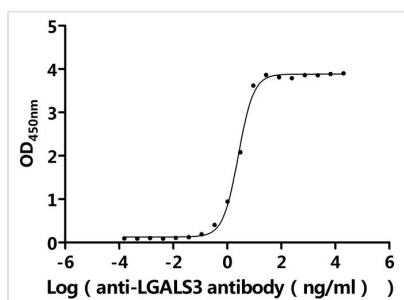


# Recombinant Human Galectin-3 (LGALS3) (Active)

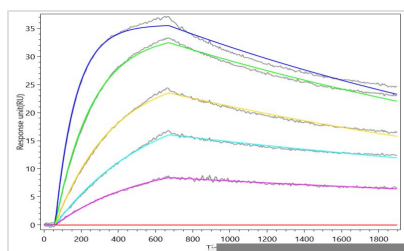
<b>Product Code</b>	CSB-MP012887HU(A4)
<b>Abbreviation</b>	Recombinant Human LGALS3 protein (Active)
<b>Storage</b>	The shelf life is related to many factors, storage state, buffer ingredients, storage temperature and the stability of the protein itself. Generally, the shelf life of liquid form is 6 months at -20?/-80?. The shelf life of lyophilized form is 12 months at -20?/-80?.
<b>Uniprot No.</b>	P17931
<b>Form</b>	Lyophilized powder
<b>Storage Buffer</b>	Lyophilized from a 0.2 μm sterile filtered PBS, 6% Trehalose, pH 7.4
<b>Product Type</b>	Recombinant Protein
<b>Immunogen Species</b>	Homo sapiens (Human)
<b>Biological Activity</b>	①Measured by its binding ability in a functional ELISA. Immobilized Human LGALS3 at 2 μg/mL can bind anti-LGALS3 recombinant antibody(CSB-RA012887MA1HU).The EC50 is 2.361-2.785 ng/mL. ②LGALS3 Recombinant Monoclonal Antibody(CSB-RA021912MA2HU) captured on Protein A Chip can bind Human LGALS3 with an affinity constant of 7.54 nM as detected by MetaSPR Assay (WeSPRTM 200).
<b>Purity</b>	Greater than 95% as determined by SDS-PAGE.
<b>Sequence</b>	MADNFSLHDALSGSGNPNPQGWPGAWGNQPAGAGGYPGASYPGAYPGQA PPGAYPGQAPPGAYPGAPGAYPGAPAGVYPGPPSGPGAYPSSGQPSATGA YPATGPYGAPAGPLIVPYNLPLPGGVVPRMLITILGTVKPNANRIALDFQRGND VAFHFNPRFNENRRVIVCNTKLDNNWGREERQSVFPFESGKPFKIQVLVEPD HFKVAVNDAHLLQYNHRVKKLNEISKLGISGDIDLTSASYTMI
<b>Source</b>	Mammalian cell
<b>Target Names</b>	LGALS3
<b>Expression Region</b>	1-250aa
<b>Notes</b>	Repeated freezing and thawing is not recommended. Store working aliquots at 4? for up to one week.
<b>Tag Info</b>	N-terminal 10xHis-tagged
<b>Mol. Weight</b>	29.8 kDa
<b>Protein Length</b>	Full Length
<b>Image</b>	



(Tris-Glycine gel) Discontinuous SDS-PAGE (reduced) with 5% enrichment gel and 15% separation gel.



**Activity**  
Measured by its binding ability in a functional ELISA. Immobilized Human LGALS3 at 2  $\mu\text{g/ml}$  can bind anti-LGALS3 recombinant antibody(CSB-RA012887MA1HU).The  $EC_{50}$  is 2.361-2.785 ng/mL.



**Activity**  
LGALS3 Recombinant Monoclonal Antibody(CSB-RA021912MA2HU) captured on Protein A Chip can bind Human LGALS3 with an affinity constant of 7.54 nM as detected by MetaSPR Assay (WeSPRTM 200).

### Endotoxin

Less than 1.0 EU/ug as determined by LAL method.

### Reconstitution

We recommend that this vial be briefly centrifuged prior to opening to bring the contents to the bottom. Please reconstitute protein in deionized sterile water to a concentration of 0.1-1.0 mg/mL. We recommend to add 5-50% of glycerol (final concentration) and aliquot for long-term storage at  $-20^{\circ}\text{C}/-80^{\circ}\text{C}$ . Our default final concentration of glycerol is 50%. Customers could use it as reference.

### Shelf Life

The shelf life is related to many factors, storage state, buffer ingredients, storage temperature and the stability of the protein itself. Generally, the shelf life of liquid form is 6 months at  $-20^{\circ}\text{C}/-80^{\circ}\text{C}$ . The shelf life of lyophilized form is 12 months at  $-20^{\circ}\text{C}/-80^{\circ}\text{C}$ .