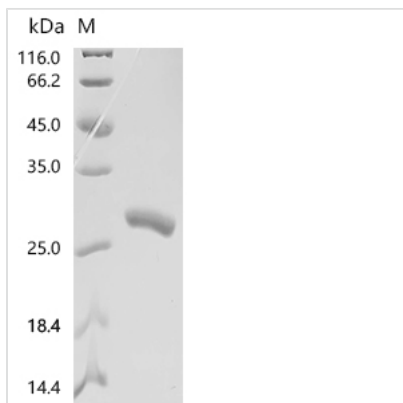


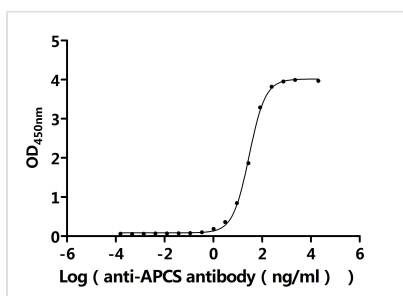


# Recombinant Human Serum amyloid P-component (APCS) (Active)

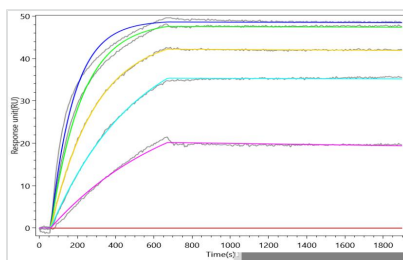
<b>Product Code</b>	CSB-MP001898HU
<b>Abbreviation</b>	Recombinant Human APCS protein (Active)
<b>Storage</b>	The shelf life is related to many factors, storage state, buffer ingredients, storage temperature and the stability of the protein itself. Generally, the shelf life of liquid form is 6 months at -20?/-80?. The shelf life of lyophilized form is 12 months at -20?/-80?.
<b>Uniprot No.</b>	P02743
<b>Form</b>	Lyophilized powder
<b>Storage Buffer</b>	Lyophilized from a 0.2 µm sterile filtered PBS, 6% Trehalose, pH 7.4
<b>Product Type</b>	Recombinant Protein
<b>Immunogen Species</b>	Homo sapiens (Human)
<b>Biological Activity</b>	①Measured by its binding ability in a functional ELISA. Immobilized Human APCS at 2 µg/mL can bind Anti-APCS recombinant antibody (CSB-RA001898MA1HU). The EC50 is 27.44-31.04 ng/mL. ②APCS Recombinant Monoclonal Antibody (CSB-RA001898MA1HU) captured on Protein A Chip can bind Human APCS with an affinity constant of 0.308 nM as detected by MetaSPR Assay (WeSPRTM 200).
<b>Purity</b>	≥ 95% as determined by SDS-PAGE. ≥ 95% as determined by SEC-HPLC.
<b>Sequence</b>	HTDLSGKVFVFPRESVTDHVNLTIPLEKPLQNFTLCFRAYS DLSRAYS LFSYNT QGRDNELLVYKERVGEYSLYIGRHKVTSKVIKFPAPVHICVSWESSSGIAEFW INGTPLVKKGLRQGYFVEAQPKIVLGQEQDSYGGKFDRSQSFVGEIGDLYMW DSVLPENILSAYQGTPLPANILDWQALNVEIRGYVVIKPLVWV
<b>Source</b>	Mammalian cell
<b>Target Names</b>	APCS
<b>Expression Region</b>	20-223aa
<b>Notes</b>	Repeated freezing and thawing is not recommended. Store working aliquots at 4? for up to one week.
<b>Tag Info</b>	C-terminal 10xHis-tagged
<b>Mol. Weight</b>	24.6 kDa
<b>Protein Length</b>	Full Length of Mature Protein
<b>Image</b>	



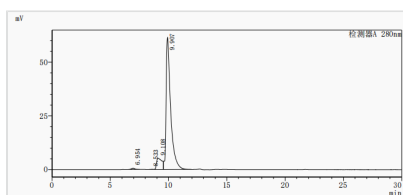
(Tris-Glycine gel) Discontinuous SDS-PAGE (reduced) with 5% enrichment gel and 15% separation gel.



**Activity**  
Measured by its binding ability in a functional ELISA. Immobilized Human APCS at 2  $\mu\text{g/ml}$  can bind Anti-APCS recombinant antibody (CSB-RA001898MA1HU). The  $\text{EC}_{50}$  is 27.44-31.04 ng/mL.



**Activity**  
APCS Recombinant Monoclonal Antibody (CSB-RA001898MA1HU) captured on Protein A Chip can bind Human APCS with an affinity constant of 0.308 nM as detected by MetaSPR Assay (WeSPRTM 200).



The purity of APCS was greater than 95% as determined by SEC-HPLC

### Endotoxin

Less than 1.0 EU/ $\mu\text{g}$  as determined by LAL method.

### Reconstitution

We recommend that this vial be briefly centrifuged prior to opening to bring the contents to the bottom. Please reconstitute protein in deionized sterile water to a concentration of 0.1-1.0 mg/mL. We recommend to add 5-50% of glycerol (final concentration) and aliquot for long-term storage at  $-20^{\circ}\text{C}/-80^{\circ}\text{C}$ . Our default final concentration of glycerol is 50%. Customers could use it as reference.

### Shelf Life

The shelf life is related to many factors, storage state, buffer ingredients, storage temperature and the stability of the protein itself. Generally, the shelf life of liquid form is 6 months at  $-20^{\circ}\text{C}/-80^{\circ}\text{C}$ . The shelf life of lyophilized form is 12 months at  $-20^{\circ}\text{C}/-80^{\circ}\text{C}$ .