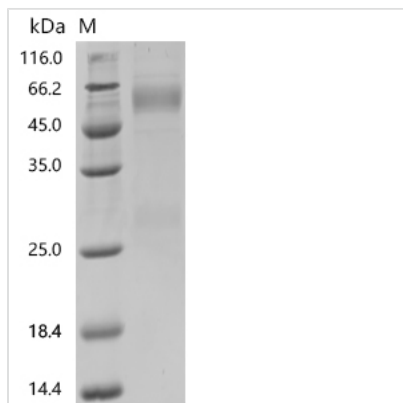


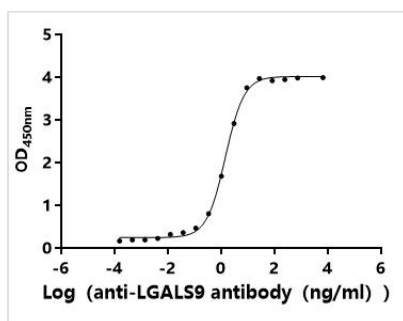


Recombinant Human Galectin-9 (LGALS9) (Active)

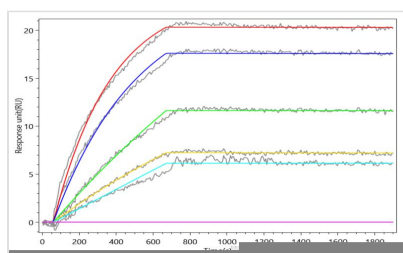
Product Code	CSB-MP012895HU(F1)d7
Abbreviation	Recombinant Human LGALS9 protein (Active)
Storage	The shelf life is related to many factors, storage state, buffer ingredients, storage temperature and the stability of the protein itself. Generally, the shelf life of liquid form is 6 months at -20?/-80?. The shelf life of lyophilized form is 12 months at -20?/-80?.
Uniprot No.	O00182
Form	Lyophilized powder
Storage Buffer	Lyophilized from a 0.2 μm sterile filtered PBS, 6% Trehalose, pH 7.4
Product Type	Recombinant Protein
Immunogen Species	Homo sapiens (Human)
Biological Activity	①Measured by its binding ability in a functional ELISA.Immobilized Human LGALS9 at 2 μg/mL can bind anti-LGALS9 recombinant antibody(CSB-RA012895MA1HU).The EC50 is 1.259-1.671 ng/mL. ②LGALS9 Recombinant Monoclonal Antibody(CSB-RA012895MA1HU) captured on Protein A Chip can bind Human LGALS9 with an affinity constant of 0.325 nM as detected by MetaSPR Assay (WeSPRTM 200).
Purity	≥ 95% as determined by SDS-PAGE.
Sequence	MAFSGSQAPYLSPAVPFSGTIQGGLQDGLQITVNGTVLSSSGTRFAVNFQTGF SGNDIAFHFNPRFEDGGYVVCNTRQNGSWGPEERKTHMPFQKGMFDLCFL VQSSDFKVMVNGILFVQYFHRVPFHRVDTISVNGSVQLSYISFQNPRTVPVQP AFSTVPFSQPVCPPRRGRRRQKPPGVWPANPAPITQTVIHTVQSAPGQMFS TPAIPPMYPHPAYPMPFITLGGLYPSKSILLSGTVLPSAQRFHINLCSGNHIA FHLNPRFDENAVVRNTQIDNSWGSEERSLPRKMPFVRGQSFSVWILCEAHCL KVAVDGQHLFEYYHRLRNLPINRLEVGGDIQLTHVQT
Source	Mammalian cell
Target Names	LGALS9
Expression Region	1-355aa
Notes	Repeated freezing and thawing is not recommended. Store working aliquots at 4? for up to one week.
Tag Info	C-terminal 10xHis-tagged
Mol. Weight	42.2 kDa
Protein Length	Full Length
Image	



(Tris-Glycine gel) Discontinuous SDS-PAGE (reduced) with 5% enrichment gel and 15% separation gel.



Activity
Measured by its binding ability in a functional ELISA. Immobilized Human LGALS9 at 2 µg/ml can bind anti-LGALS9 recombinant antibody (CSB-RA012895MA1HU). The EC₅₀ is 1.259-1.671 ng/mL.



Activity
LGALS9 Recombinant Monoclonal Antibody (CSB-RA012895MA1HU) captured on Protein A Chip can bind Human LGALS9 with an affinity constant of 0.325 nM as detected by MetaSPR Assay (WeSPRTM 200).

Endotoxin

Less than 1.0 EU/ug as determined by LAL method.

Reconstitution

We recommend that this vial be briefly centrifuged prior to opening to bring the contents to the bottom. Please reconstitute protein in deionized sterile water to a concentration of 0.1-1.0 mg/mL. We recommend to add 5-50% of glycerol (final concentration) and aliquot for long-term storage at -20°C/-80°C. Our default final concentration of glycerol is 50%. Customers could use it as reference.

Shelf Life

The shelf life is related to many factors, storage state, buffer ingredients, storage temperature and the stability of the protein itself. Generally, the shelf life of liquid form is 6 months at -20°C/-80°C. The shelf life of lyophilized form is 12 months at -20°C/-80°C.