



Recombinant Human Endoplasmic reticulum chaperone BiP (HSPA5) (Active)

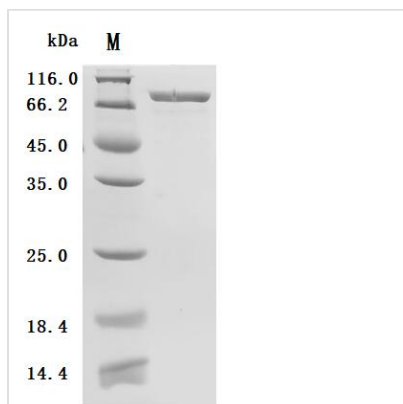
Product Code	CSB-MP010827HU
Abbreviation	Recombinant Human HSPA5 protein (Active)
Storage	The shelf life is related to many factors, storage state, buffer ingredients, storage temperature and the stability of the protein itself. Generally, the shelf life of liquid form is 6 months at -20°C/-80°C. The shelf life of lyophilized form is 12 months at -20°C/-80°C.
Uniprot No.	P11021
Form	Lyophilized powder
Storage Buffer	Lyophilized from a 0.2 µm sterile filtered PBS, 6% Trehalose, pH 7.4
Product Type	Recombinant Protein
Immunogen Species	Homo sapiens (Human)
Biological Activity	<p>① Measured by its binding ability in a functional ELISA. Immobilized Human HSPA5 at 2 µg/mL can bind Anti-HSPA5 recombinant antibody (CSB-RA010827MA1HU). The EC50 is 3.767-4.368 ng/mL.</p> <p>② HSPA5 Recombinant Monoclonal Antibody (CSB-RA010827MA1HU) captured on Protein A Chip can bind Human HSPA5 with an affinity constant of 18 nM as detected by MetaSPR Assay (WeSPR™ 200).</p>
Purity	≥ 90% as determined by SDS-PAGE.
Sequence	<pre> EEEDKKEDVGTVVGIDLGTTYSCVGVFKNGRVEIANDQGNRITPSYVAFTPEG ERLIGDAAKNQLTSNPENTVFDKRLIGRTWNPVSVQQDIKFLPFKVVKKTKP YIQVDIGGGQTKTFAPEEISAMVLTKMKETAAYLGKKVTHAVVTPAYFNDAQ RQATKDAGTIAGLNVMRIINEPTAAAIAAYGLDKREGEKNILVFDLGGGTFDVSLL TIDNGVFEVVATNGDTHLGGEDFDQRVMEHFIKLYKKKTGKDVVRKDNRAVQKL RREVEKAKRALSSQHQARIEIESFYEGEDFSETLTRAKFEELNMDLFRSTMKP VQKVLSDSLKSDIDEIVLVGGSTRIPKIQQLVKEFFNGKEPSRGINPDEAVAY GAAVQAGVLSGDQDTGDLVLLDVCPLTLGIETVGGVMTKLIPRNTVVPTKKSQI FSTASDNQPTVTIKVYEGERPLTKDNHLLGTFDLTGIPPAPRGVVPQIEVTFEIDV NGILRVTAEDKGTGNKNKITITNDQNRLTPEEIERMVNDAEKFAEEDKKLKERID TRNELESYAYSLKNQIGDKEKLGGLSSEDKETMEKAVEEKIEWLESHQDADI EDFKAKKKELEEIVQPIISKLYGSAGPPPTGEEDTAEKDEL </pre>
Source	Mammalian cell
Target Names	HSPA5
Expression Region	19-654aa
Notes	Repeated freezing and thawing is not recommended. Store working aliquots at 4°C for up to one week.
Tag Info	C-terminal 10xHis-tagged


Mol. Weight

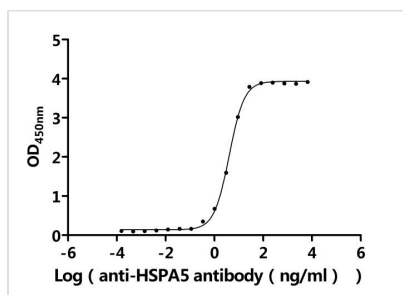
71.8 kDa

Protein Length

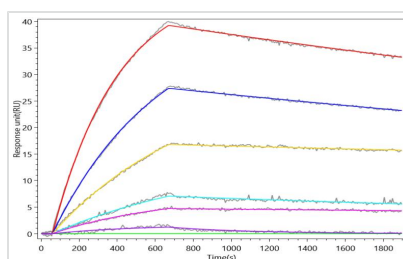
Full Length of Mature Protein

Image


(Tris-Glycine gel) Discontinuous SDS-PAGE (reduced) with 5% enrichment gel and 15% separation gel.


Activity

Measured by its binding ability in a functional ELISA. Immobilized Human HSPA5 at 2 µg/ml can bind Anti-HSPA5 recombinant antibody (CSB-RA010827MA1HU). The EC₅₀ is 3.767-4.368 ng/mL.


Activity

HSPA5 Recombinant Monoclonal Antibody (CSB-RA010827MA1HU) captured on Protein A Chip can bind Human HSPA5 with an affinity constant of 18 nM as detected by MetaSPR Assay (WeSPRTM 200).

Endotoxin

Less than 1.0 EU/ug as determined by LAL method.

Reconstitution

We recommend that this vial be briefly centrifuged prior to opening to bring the contents to the bottom. Please reconstitute protein in deionized sterile water to a concentration of 0.1-1.0 mg/mL. We recommend to add 5-50% of glycerol (final concentration) and aliquot for long-term storage at -20°C/-80°C. Our default final concentration of glycerol is 50%. Customers could use it as reference.

Shelf Life

The shelf life is related to many factors, storage state, buffer ingredients, storage temperature and the stability of the protein itself. Generally, the shelf life of liquid form is 6 months at -20°C/-80°C. The shelf life of lyophilized form is 12 months at -20°C/-80°C.