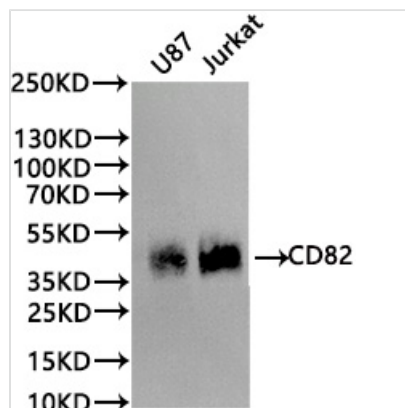




CD82 Recombinant Monoclonal Antibody

Product Code	CSB-RA168650A0HU
Storage	Upon receipt, store at -20°C or -80°C. Avoid repeated freeze.
Uniprot No.	P27701
Immunogen	A synthesized peptide derived from Human CD82 protein
Species Reactivity	Human
Tested Applications	ELISA, WB, IHC; Recommended dilution: WB:1:500-1:5000, IHC:1:50-1:200
Form	Liquid
Conjugate	Non-conjugated
Storage Buffer	Rabbit IgG in 10mM phosphate buffered saline , pH 7.4, 150mM sodium chloride, 0.05% BSA, 0.02% sodium azide and 50% glycerol.
Purification Method	Affinity-chromatography
Isotype	Rabbit IgG
Clonality	Monoclonal
Product Type	Recombinant Antibody
Immunogen Species	Homo sapiens (Human)
Target Names	CD82
Clone No.	22A10

Image

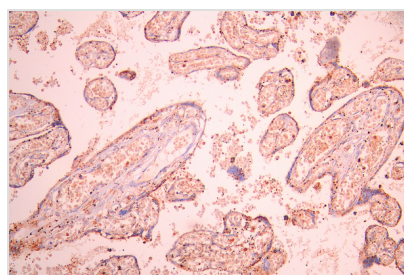


Western Blot

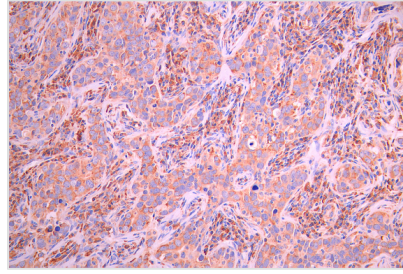
Positive WB detected in:U87 whole cell lysate(30µg), Jurkat whole cell lysate(30µg)
All lanes: CD82 antibody at 1:1000

Secondary

Goat polyclonal to rabbit IgG at 1/40000 dilution
Predicted band size: 30 kDa
Observed band size: 20 kDa
Exposure time?3min



IHC image of CSB-RA168650A0HU diluted at 1:100 and staining in paraffin-embedded human placenta tissue performed on a Leica Bond™ system. After dewaxing and hydration, antigen retrieval was mediated by high pressure in a citrate buffer (pH 6.0). Section was blocked with 10% normal goat serum 30min at RT. Then primary antibody (1% BSA) was incubated at 4°C overnight. The primary is detected by a Goat anti-rabbit polymer IgG labeled by HRP and visualized using 0.05% DAB.



IHC image of CSB-RA168650A0HU diluted at 1:100 and staining in paraffin-embedded human pancreatic cancer performed on a Leica Bond™ system. After dewaxing and hydration, antigen retrieval was mediated by high pressure in a citrate buffer (pH 6.0). Section was blocked with 10% normal goat serum 30min at RT. Then primary antibody (1% BSA) was incubated at 4°C overnight. The primary is detected by a Goat anti-rabbit polymer IgG labeled by HRP and visualized using 0.05% DAB.

Usage

For Research Use Only. Not for use in diagnostic or therapeutic procedures.