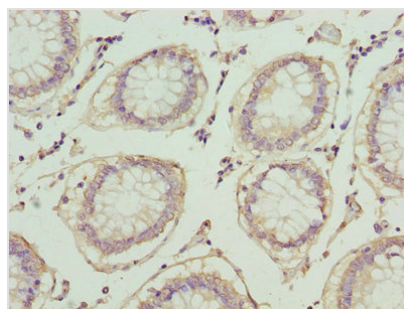




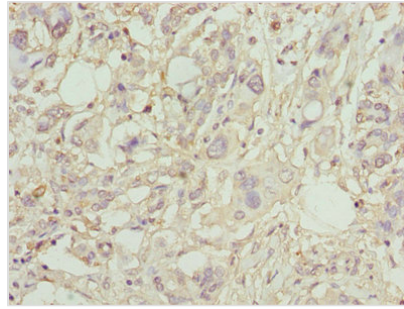
PLA2G7 Antibody

Product Code	CSB-PA08917A0Rb
Storage	Upon receipt, store at -20°C or -80°C. Avoid repeated freeze.
Uniprot No.	Q13093
Immunogen	Recombinant Human Platelet-activating factor acetylhydrolase protein (49-441AA)
Raised In	Rabbit
Species Reactivity	Human
Tested Applications	ELISA, WB, IHC; Recommended dilution: WB:1:1000-1:5000, IHC:1:20-1:200
Form	Liquid
Conjugate	Non-conjugated
Storage Buffer	Preservative: 0.03% Proclin 300 Constituents: 50% Glycerol, 0.01M PBS, PH 7.4
Purification Method	>95%, Protein G purified
Isotype	IgG
Clonality	Polyclonal
Alias	Platelet-activating factor acetylhydrolase (PAF acetylhydrolase) (EC 3.1.1.47) (1-alkyl-2-acetyl-glycerophosphocholine esterase) (2-acetyl-1-alkyl-glycerophosphocholine esterase) (Group-VIIA phospholipase A2) (gVIIA-PLA2) (LDL-associated phospholipase A2) (LDL-PLA(2)) (PAF 2-acylhydrolase), PLA2G7, PAFAH
Immunogen Species	Homo sapiens (Human)
Research Area	Immunology
Target Names	PLA2G7


Image



Immunohistochemistry of paraffin-embedded human colon cancer using CSB-PA08917A0Rb at dilution of 1:100



Immunohistochemistry of paraffin-embedded human pancreatic cancer using CSB-PA08917A0Rb at dilution of 1:100

**Western Blot**

Positive WB detected in: HepG2 whole cell lysate

All lanes: PLA2G7 antibody at 4µg/ml

Secondary

Goat polyclonal to rabbit IgG at 1/50000 dilution

Predicted band size: 51 kDa

Observed band size: 51 kDa

Usage

For Research Use Only. Not for use in diagnostic or therapeutic procedures.