Recombinant Lassa virus Nucleoprotein (N)

Product Code	CSB-YP318401LNP
Relevance	Encapsidates the genome, protecting it from nucleases. The encapsidated genomic RNA is termed the nucleocapsid (NC). Serves as template for viral transcription and replication. The increased presence of protein N in host cell does not seem to trigger the switch from transcription to replication as observed in other negative strain RNA viruses. Disables the host innate defense by interfering with beta interferon (IFNB) production through the inhibition of host IRF3 phosphorylation and activation by host IKBKE. Through the interaction with host IKBKE, strongly inhibits the phosphorylation and nuclear translocation of IRF3, a protein involved in IFN activation pathway, leading to the inhibition of IFNB and IRF3-dependent promoters activation
Abbreviation	Recombinant Lassa virus N protein
Storage	The shelf life is related to many factors, storage state, buffer ingredients, storage temperature and the stability of the protein itself. Generally, the shelf life of liquid form is 6 months at -20°C/-80°C. The shelf life of lyophilized form is 12 months at -20°C/-80°C.
Uniprot No.	P13699
Alias	Nucleocapsid protein Protein N
Product Type	Recombinant Protein
Immunogen Species	strain Mouse/Sierra Leone/Josiah/1976)(LASV)
Purity	Greater than 90% as determined by SDS-PAGE.
Sequence	MSASKEIKSFLWTQSLRRELSGYCSNIKLQVVKDAQALLHGLDFSEVSNVQRL MRKERRDDNDLKRLRDLNQAVNNLVELKSTQQKSILRVGTLTSDDLLILAADLE KLKSKVIRTERPLSAGVYMGNLSSQQLDQRRALLNMIGMSGGNQGARAGRD GVVRVWDVKNAELLNNQFGTMPSLTLACLTKQGQVDLNDAVQALTDLGLIYTA KYPNTSDLDRLTQSHPILNMIDTKKSSLNISGYNFSLGAAVKAGACMLDGGNM LETIKVSPQTMDGILKSILKVKKALGMFISDTPGERNPYENILYKICLSGDGWPYI ASRTSITGRAWENTVVDLESDGKPQKADSNNSSKSLQSAGFTAGLTYSQLMT LKDAMLQLDPNAKTWMDIEGRPEDPVEIALYQPSSGCYIHFFREPTDLKQFKQ DAKYSHGIDVTDLFATQPGLTSAVIDALPRNMVITCQGSDDIRKLLESQGRKDIK LIDIALSKTDSRKYENAVWDQYKDLCHMHTGVVVEKKKRGGKEEITPHCALMD CIMFDAAVSGGLNTSVLRAVLPRDMVFRTSTPRVVL
Research Area	Others
Source	Yeast
Target Names	N
Protein Names	Recommended name: NucleoproteinAlternative name(s): Nucleocapsid protein Protein N
Expression Region	1-569aa
Notes	Repeated freezing and thawing is not recommended. Store working aliquots at

	4°C for up to one week.
Tag Info	N-terminal 6xHis-tagged
Mol. Weight	65.0kDa
Protein Length	Full Length
Image	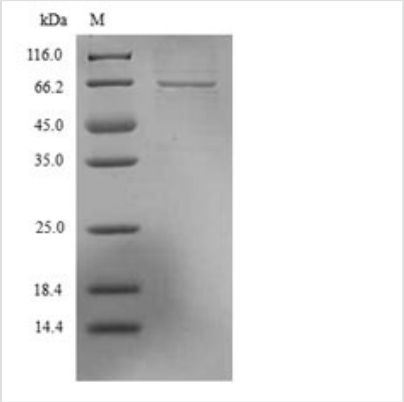 (Tris-Glycine gel) Discontinuous SDS-PAGE (reduced) with 5% enrichment gel and 15% separation gel.
	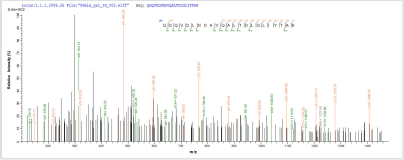 Based on the SEQUEST from database of Yeast host and target protein, the LC-MS/MS Analysis result of CSB-YP318401LNP could indicate that this peptide derived from Yeast-expressed strain Mouse/Sierra Leone/Josiah/1976)(LASV) N.
	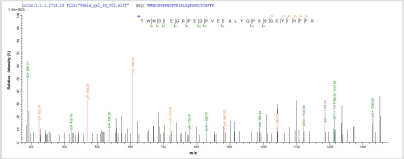 Based on the SEQUEST from database of Yeast host and target protein, the LC-MS/MS Analysis result of CSB-YP318401LNP could indicate that this peptide derived from Yeast-expressed strain Mouse/Sierra Leone/Josiah/1976)(LASV) N.
Reconstitution	We recommend that this vial be briefly centrifuged prior to opening to bring the contents to the bottom. Please reconstitute protein in deionized sterile water to a concentration of 0.1-1.0 mg/mL.We recommend to add 5-50% of glycerol (final concentration) and aliquot for long-term storage at -20°C/-80°C. Our default final concentration of glycerol is 50%. Customers could use it as reference.
Shelf Life	The shelf life is related to many factors, storage state, buffer ingredients, storage temperature and the stability of the protein itself. Generally, the shelf life of liquid form is 6 months at -20°C/-80°C. The shelf life of lyophilized form is 12 months at -20°C/-80°C.