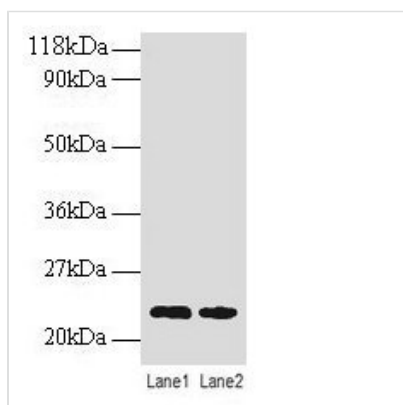




# TAGLN Antibody

<b>Product Code</b>	CSB-PA00804A0Rb
<b>Storage</b>	Upon receipt, store at -20°C or -80°C. Avoid repeated freeze.
<b>Uniprot No.</b>	Q01995
<b>Immunogen</b>	Recombinant Human Transgelin protein (2-201AA)
<b>Raised In</b>	Rabbit
<b>Species Reactivity</b>	Human
<b>Tested Applications</b>	ELISA, WB, IHC; Recommended dilution: WB:1:500-1:5000, IHC:1:20-1:200
<b>Form</b>	Liquid
<b>Conjugate</b>	Non-conjugated
<b>Storage Buffer</b>	Preservative: 0.03% Proclin 300 Constituents: 50% Glycerol, 0.01M PBS, PH 7.4
<b>Purification Method</b>	>95%, Protein G purified
<b>Isotype</b>	IgG
<b>Clonality</b>	Polyclonal
<b>Alias</b>	Transgelin (22 kDa actin-binding protein) (Protein WS3-10) (Smooth muscle protein 22-alpha) (SM22-alpha), TAGLN, SM22 WS3-10
<b>Immunogen Species</b>	Homo sapiens (Human)
<b>Research Area</b>	Others
<b>Target Names</b>	TAGLN

## Image



### Western blot

All lanes: TAGLN antibody at 2µg/ml

Lane 1: EC109 whole cell lysate

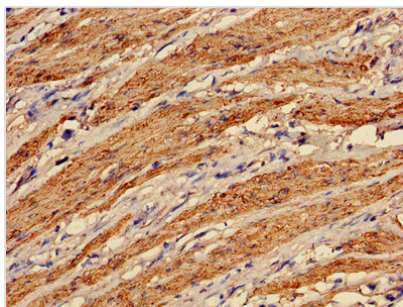
Lane 2: 293T whole cell lysate

Secondary

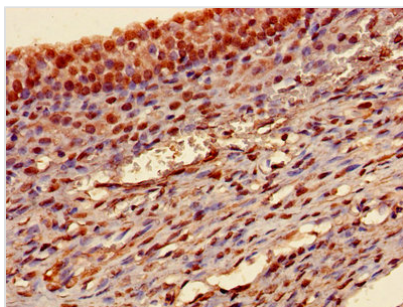
Goat polyclonal to rabbit IgG at 1/15000 dilution

Predicted band size: 23 kDa

Observed band size: 23 kDa



Immunohistochemistry of paraffin-embedded human smooth muscle tissue using CSB-PA00804A0Rb at dilution of 1:100



Immunohistochemistry of paraffin-embedded human ovarian cancer using CSB-PA00804A0Rb at dilution of 1:100

## Usage

For Research Use Only. Not for use in diagnostic or therapeutic procedures.