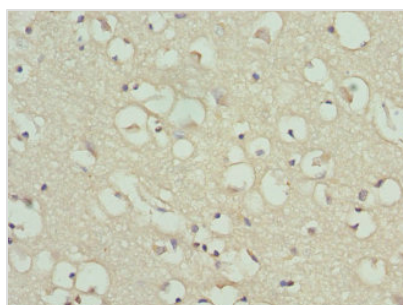




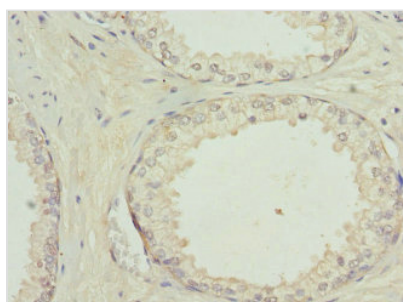
PYGB Antibody

Product Code	CSB-PA10065A0Rb
Storage	Upon receipt, store at -20°C or -80°C. Avoid repeated freeze.
Uniprot No.	P11216
Immunogen	Recombinant Human Glycogen phosphorylase, brain form protein (6-843AA)
Raised In	Rabbit
Species Reactivity	Human, Mouse
Tested Applications	ELISA, WB, IHC; Recommended dilution: WB:1:500-1:5000, IHC:1:20-1:200
Form	Liquid
Conjugate	Non-conjugated
Storage Buffer	Preservative: 0.03% Proclin 300 Constituents: 50% Glycerol, 0.01M PBS, PH 7.4
Purification Method	>95%, Protein G purified
Isotype	IgG
Clonality	Polyclonal
Alias	Glycogen phosphorylase, brain form (EC 2.4.1.1), PYGB
Immunogen Species	Homo sapiens (Human)
Research Area	Signal Transduction
Target Names	PYGB

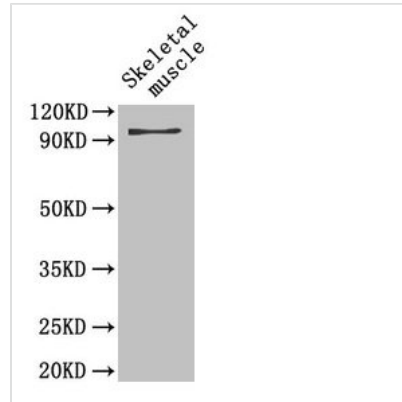
Image



Immunohistochemistry of paraffin-embedded human brain tissue using CSB-PA10065A0Rb at dilution of 1:100



Immunohistochemistry of paraffin-embedded human prostate cancer using CSB-PA10065A0Rb at dilution of 1:100

**Western Blot**

Positive WB detected in: Mouse skeletal muscle tissue

All lanes: PYGB antibody at 4 μ g/ml

Secondary

Goat polyclonal to rabbit IgG at 1/50000 dilution

Predicted band size: 97 kDa

Observed band size: 97 kDa

Usage

For Research Use Only. Not for use in diagnostic or therapeutic procedures.