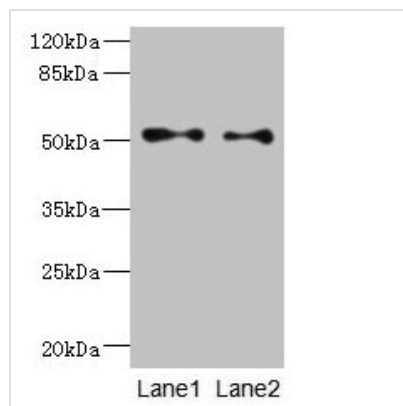




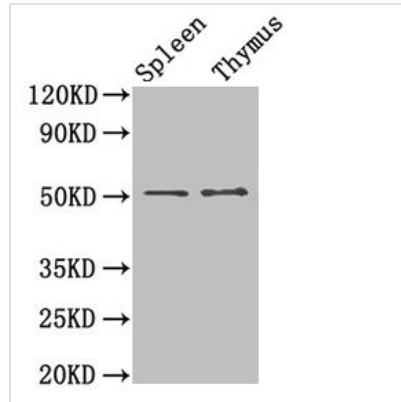
TUBB3 Antibody

Product Code	CSB-PA03874A0Rb
Storage	Upon receipt, store at -20°C or -80°C. Avoid repeated freeze.
Uniprot No.	Q13509
Immunogen	Recombinant Human Tubulin beta-3 chain protein (1-210AA)
Raised In	Rabbit
Species Reactivity	Human, Mouse
Tested Applications	ELISA, WB, IHC; Recommended dilution: WB:1:500-1:5000, IHC:1:20-1:200
Form	Liquid
Conjugate	Non-conjugated
Storage Buffer	Preservative: 0.03% Proclin 300 Constituents: 50% Glycerol, 0.01M PBS, PH 7.4
Purification Method	>95%, Protein G purified
Isotype	IgG
Clonality	Polyclonal
Alias	Tubulin beta-3 chain (Tubulin beta-4 chain) (Tubulin beta-III), TUBB3, TUBB4
Immunogen Species	Homo sapiens (Human)
Research Area	Signal Transduction
Target Names	TUBB3

Image



Western blot
 All lanes: TUBB3 antibody at 6µg/ml
 Lane 1: A549 whole cell lysate
 Lane 2: A431 whole cell lysate
 Secondary
 Goat polyclonal to rabbit IgG at 1/10000 dilution
 Predicted band size: 51, 43 kDa
 Observed band size: 51 kDa

**Western Blot**

Positive WB detected in: Mouse spleen tissue,
Mouse thymus tissue

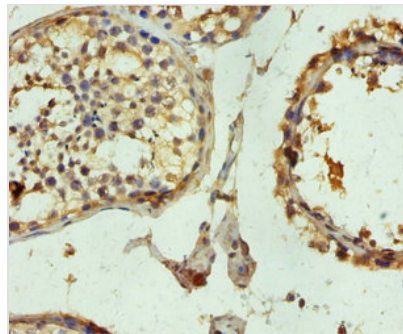
All lanes: TUBB3 antibody at 1.5µg/ml

Secondary

Goat polyclonal to rabbit IgG at 1/50000 dilution

Predicted band size: 51, 43 kDa

Observed band size: 51 kDa



Immunohistochemistry of paraffin-embedded
human testis tissue using CSB-PA03874A0Rb at
dilution of 1:100

Usage

For Research Use Only. Not for use in diagnostic or therapeutic procedures.